THIS DRAWING IS UNPUBLISHED. RELEASED FOR PUBLICATION -.- -
© COPYRIGHT — BY TYCO ELECTRONICS CORPORATION. ALL INTERNATIONAL RIGHTS RESERVED.

LOC	DIGIT
HM	00

REVISIONS

P	LTR	DESCRIPTION	DATE	DRN	APVD
	L	REACTIVATE:-8;NPR C97-005 & EC 0801-0005-98	30JAN98	DD	JK
	M	OBS -8, REV-ECO-09-000727	13JAN09	LH	SJ

1. MATERIAL: HOUSING AND COVER – POLYCARBONATE MOLDING COMPOUND, 94 VO RATED. SEE TABLE FOR COLOR.
   CONTACTS – COPPER ALLOY, TIN PLATED.
2. RECEPTACLE IS RATED 125V, 15A.
3. DUPLEX RECEPTACLE MATES WITH POWER JUNCTION BOX 556124-1 AND 556209-1.
4. AMP PART NUMBER SHALL BE STAMPED ON SIDE OF DUPLEX HOUSING. SEE TABLE FOR CORRECT PART NUMBER.
5. ALL DIMENSIONS ARE MAXIMUM.

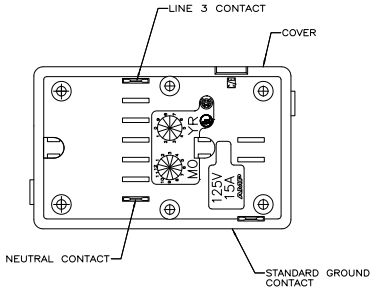

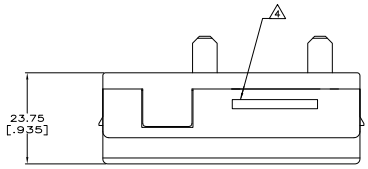

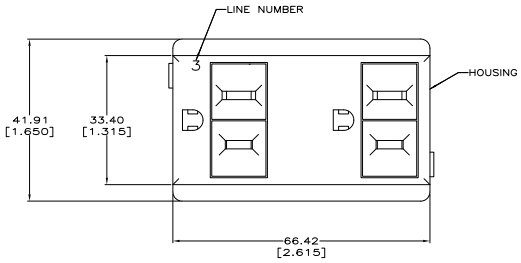

WHITE	701	BLACK	556110-1
LINE NUMBER COLOR	HOUSING COLOR NUMBER	HOUSING COLOR	PART NUMBER

THIS DRAWING IS A CONTROLLED DOCUMENT.

DIMENSIONS: mm [INCHES]

TOLERANCE UNLESS OTHERWISE SPECIFIED:
6 PLC ± –
5 PLC ± –
3 PLC ± –
2 PLC ± –
4 PLC ± –
ANGLES ± –

MATERIAL – 1
FINISH – 1

DWN D. STRAUSSER 09OCT97
CHK D. STRAUSSER 09OCT97
APVD J. KILPATRICK 10OCT97

PRODUCT SPEC —
APPLICATION SPEC —
WEIGHT —

Tyco Electronics Corporation
Harrisburg, PA 17105-3608

NAME DUPLEX RECEPTACLE ASSEMBLY, LINE 3, STANDARD GROUND, 2 1/4 INCH PANEL, 8 WIRE, 5-3 AND 5 WIRE, INNERGY VIII AND V

SIZE A1 CAGE CODE 00779 DRAWING NO C-556110 RESTRICTED TO —

CUSTOMER DRAWING SCALE 2:1 SHEET 1 OF 1 REV M

4868 (1/08)

Downloaded from Elcodis.com electronic components distributor