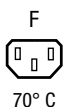


IEC Appliance Outlet F, Snap-in Mounting, Front Side, Solder or Quick-connect Terminal

V-Lock



70° C

**Description**

- Panel Mount:
- Snap-in version from front side
- Connector, Pin temperature 70 °C, Protection class I
- Solder terminals or quick connect terminals

**Approvals**

- VDE Certificate Number: 40017345
- UL File Number: E103791

**Other versions on request**

- Other panel thickness
- Types for rivet mounting available upon request
- Types for enhanced glow wire test requirements acc. IEC 60695-2-11 to -13 for the use in unattended household equipment acc. IEC 60335-1
- Variant with notch for V-Lock mating Cordsets

**References****Weblinks**

[General Product Information](#), [Approvals](#), [RoHS](#), [CHINA-RoHS](#), [Mating Connectors](#), [e-Store](#), [SCHURTER-Stock-Check](#), [Distributor-Stock-Check](#), [Accessories](#), [Wire Harness](#)

Newly available variants corresponding to V-Lock mating cordset. The connector is equipped with a notch intended for use with the latching cordset. The cord latching system prevents against accidental removal of the cordset.

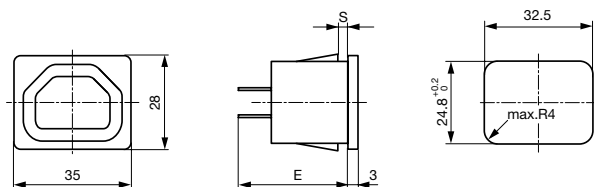
**Technical Data**

Ratings IEC	10 A / 250 VAC; 50 Hz
Ratings UL/CSA	15 A / 250 VAC; 60 Hz
Dielectric Strength	> 2 kVAC between L-N > 2 kVAC between L/N-PE (1 min/50 Hz)
Allowable Operation Temp.	-25 °C to 70 °C
Degree of Protection	from front side IP 30 acc. to IEC 60529
Protection Class	Suitable for appliances with protection class 1 acc. to IEC 61140
Terminal	Solder terminals or quick connect terminals
Panel Thickness s	Snap-in: 1/1.2/1.5/2/2.5/3 mm
Material: Housing	Thermoplastic, black, UL 94V-0

Appliance Outlet	F acc. to IEC/EN 60320-2-2, UL 498, CSA C22.2 no. 42 (for cold conditions) pin-temperature 70 °C, 10 A, Protection Class 1
------------------	---

**Dimensions**

6600-4



## Variants




Panel mounting	Panel Thickness s [mm]	Terminal	Order Number
Snap-in	1	Quick connect terminals 4.8 x 0.8 mm	6600.4210
Snap-in	1	Quick connect terminals 4.8 x 0.8 mm	6600.4210.21
Snap-in	1.2	Quick connect terminals 4.8 x 0.8 mm	6600.4212
Snap-in	1.2	Quick connect terminals 4.8 x 0.8 mm	6600.4212.21
Snap-in	1.5	Quick connect terminals 4.8 x 0.8 mm	6600.4215
Snap-in	1.5	Quick connect terminals 4.8 x 0.8 mm	6600.4215.21
Snap-in	2	Quick connect terminals 4.8 x 0.8 mm	6600.4220
Snap-in	2	Quick connect terminals 4.8 x 0.8 mm	6600.4220.21
Snap-in	2.5	Quick connect terminals 4.8 x 0.8 mm	6600.4225
Snap-in	2.5	Quick connect terminals 4.8 x 0.8 mm	6600.4225.21
Snap-in	3	Quick connect terminals 4.8 x 0.8 mm	6600.4230
Snap-in	3	Quick connect terminals 4.8 x 0.8 mm	6600.4230.21
Snap-in	1	Quick connect terminals 6.3 x 0.8 mm	6600.4310
Snap-in	1	Quick connect terminals 6.3 x 0.8 mm	6600.4310.21
Snap-in	1.2	Quick connect terminals 6.3 x 0.8 mm	6600.4312
Snap-in	1.2	Quick connect terminals 6.3 x 0.8 mm	6600.4312.21
Snap-in	1.5	Quick connect terminals 6.3 x 0.8 mm	6600.4315
Snap-in	1.5	Quick connect terminals 6.3 x 0.8 mm	6600.4315.21
Snap-in	2	Quick connect terminals 6.3 x 0.8 mm	6600.4320
Snap-in	2	Quick connect terminals 6.3 x 0.8 mm	6600.4320.21
Snap-in	2.5	Quick connect terminals 6.3 x 0.8 mm	6600.4325
Snap-in	2.5	Quick connect terminals 6.3 x 0.8 mm	6600.4325.21
Snap-in	3	Quick connect terminals 6.3 x 0.8 mm	6600.4330
Snap-in	3	Quick connect terminals 6.3 x 0.8 mm	6600.4330.21
Snap-in	1	Solder terminals	6600.4110
Snap-in	1	Solder terminals	6600.4110.21
Snap-in	1.2	Solder terminals	6600.4112
Snap-in	1.2	Solder terminals	6600.4112.21
Snap-in	1.5	Solder terminals	6600.4115
Snap-in	1.5	Solder terminals	6600.4115.21
Snap-in	2	Solder terminals	6600.4120
Snap-in	2	Solder terminals	6600.4120.21
Snap-in	2.5	Solder terminals	6600.4125
Snap-in	2.5	Solder terminals	6600.4125.21
Snap-in	3	Solder terminals	6600.4130
Snap-in	3	Solder terminals	6600.4130.21

Articles for enhanced glow wire test requirements acc. IEC 60695-2-11 to -13 can be ordered with ending ".15" (xxxx.xxxx.15). They are suitable for the use in unattended household equipment acc. IEC 60335-1.



".21" corresponds to the version with V-Lock mating cordset. The connector is equipped with a notch intended for use with the latching cordset. The cord latching system prevents against accidental removal of the cordset.

**Packaging unit** 50 Pcs

## Accessories

Description		
	<b>Assorted Covers</b> Rear Cover	0859.0047
	<b>Wire Harness</b> Wire harness for SCHURTER products	
	<b>Cord retaining kits</b> Cord retaining strain relief	
	Countersunk, D	4700.0004
	Countersunk, F	4700.0006

## Mating Inlets/Plugs

Category / Description		
<b>Interconnection Cord</b> Overview complete		
	Interconnection Cord with IEC Plug E, Angled	0607
	Interconnection Cord with IEC Plug E, Angled	0608
	Interconnection Cord with IEC Plug E, Straight	0609
	Interconnection Cord with IEC Plug G, Angled	607B
	Interconnection Cord with IEC Plug G, Angled	608B
	<a href="#">Interconnection Cord</a> further types to 6600-4	...
<b>Plug</b> Overview complete		
	IEC Plug E, Cord Connector (Rewireable), Straight, max. cable Diameter 8.5 mm	4732
	IEC Plug E, Cord Connector (Rewireable), Angled, max. Cable Diameter 10 mm	4733
	IEC Plug E, Cord Connector (Rewireable), Straight, max. Cable Diameter 10 mm	4735
	IEC Plug E, Cord Connector (Rewireable), Angled, max. Cable Diameter 10 mm	4736
	IEC Plug E, Cord Connector (Rewireable), Straight	9009
	<a href="#">Plug</a> further types to 6600-4	...