

REVISIONS				
REV.	DATE	DESCRIPTION	BY	APPROVED
5		ELASTOMERIC GASKET OPTION ADDED	ZLJ	ZLJ
1		REWORK ADDED	ZLJ	ZLJ

FS1 - SF2 - 1 X X X

MOUNTING SCREW OPTION

- 1 = 8 mm MOUNTING SCREW SHIPPED BULK IN SAME TRAYS WITH CAGE ASSEMBLIES
- 2 = NO MOUNTING SCREW SUPPLIED
- 3 = 10 mm MOUNTING SCREW WITH LOCK WASHER SHIPPED BULK IN SAME TRAYS WITH CAGE ASSEMBLIES

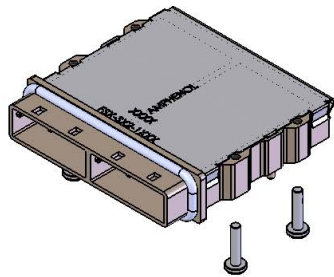
GASKET OPTION

- E = STAINLESS STEEL EMI GASKET
- F = FOAM, CHOMERICS SOFT SHIELD 4800, EMI GASKET
- C = CONDUCTIVE ELASTOMER, CHOMERICS C6305

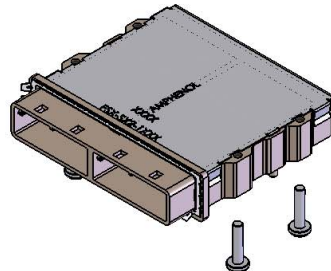
KEYING OPTION (SEE BELOW TABLE FOR FURTHER CLARIFICATION)

- 0 = NO KEY
- 1 = KEY #1 (IN ALL PORTS)
- 2 = KEY #2 (IN ALL PORTS)
- 4 = KEY #4 (IN ALL PORTS)
- 6 = KEY #6 (IN ALL PORTS)
- 7 = KEY #7 (IN ALL PORTS)
- D22 = KEY #2 AND #4 (IN ALL PORTS)
- D66 = KEY #4 AND #6 (IN ALL PORTS)
- D26 = KEY #2 AND #4 IN LEFT PORT / KEY #4 AND #6 IN RIGHT PORT
- D62 = KEY #4 AND #6 IN LEFT PORT / KEY #2 AND #4 IN RIGHT PORT

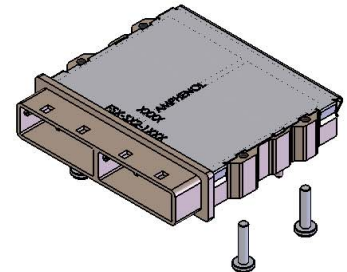
Left Key Option	Right Key Option	Part Number	Description
0	0	FS1-SF2-10XX	No Key
1	1	FS1-SF2-11XX	SATA 'X' Cable
4	4	FS1-SF2-14XX	SAS Universal Port
7	7	FS1-SF2-17XX	SATA 'M' Cable
2,4	2,4	FS1-SF2-1D22XX	SAS Out Port
4,6	4,6	FS1-SF2-1D66XX	SAS In Port
2,4	4,6	FS1-SF2-1D26XX	SAS Out/In Port
4,6	2,4	FS1-SF2-1D62XX	SAS In/Out Port



PART NUMBER: **FS1-SF2-14C1** SHOWN
(CAGE ASSEMBLY WITH ELASTOMERIC GASKET AND 8mm MOUNTING SCREWS SHIPPED BULK)



PART NUMBER: **FS1-SF2-14E1** SHOWN
(CAGE ASSEMBLY WITH STAINLESS STEEL GASKET AND 8mm MOUNTING SCREWS SHIPPED BULK)



PART NUMBER: **FS1-SF2-14F1** SHOWN
(CAGE ASSEMBLY WITH FOAM GASKET AND 8mm MOUNTING SCREWS SHIPPED BULK)

DO NOT SCALE DRAWING



THIS DOCUMENT CONTAINS PROPRIETARY INFORMATION AND SUCH INFORMATION MAY NOT BE DISCLOSED TO OTHERS FOR ANY PURPOSE OR USED FOR MANUFACTURING PURPOSES WITHOUT PERMISSION FROM AMPHENOL CANADA CORP.

UNLESS OTHERWISE SPECIFIED DIMENSIONS ARE IN MILLIMETERS TOLERANCES ARE:		APPROVALS	DATE	Amphenol Canada Corp.	
DECIMALS	±0.25	DESIGNED	ZLJ	JAN 06/09	MINI SAS '0' DEGREE 2 PORT CAGE
FRACTIONS	±0.10	CHECKED	ZLJ	JAN 06/09	
ANGLES	±1°	DRAWN			P-FS1-SF2-1XXX
HOLES	±0.05	ASSEMBLED			
OTHER		DATE			REV T
ENGINEER	EAR 123XX	DATE			REV T
CODE GEN. NO.	03554	DATE			REV T
		DATE			REV T

