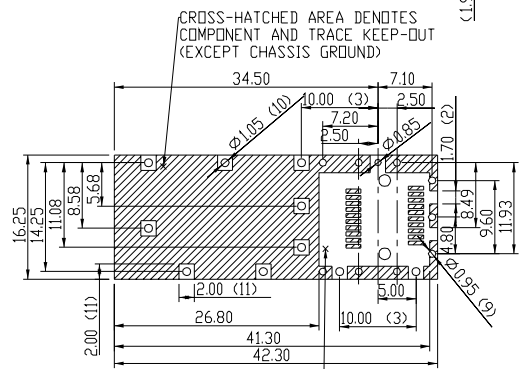
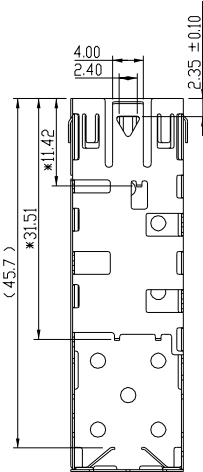
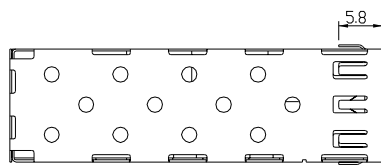


SCALE 1:1



CROSS-HATCHED AREA DENOTES COMPONENT AND TRACE KEEP-OUT (EXCEPT CHASSIS GROUND)

THIS AREA DENOTES COMPONENT KEEP-OUT (TRACES ALLOWED)
PCB LAYOUT THICKNESS=3.0mm (TOP VIEW)

- NOTE:
MECHANICAL:
SHIELD(CAGE) MATERIAL:
1. THICKNESS=0.25mm, COPPER ALLOY.
2. PLATED : NICKEL 50u"~110u"
3. RoHS COMPLIANT.

PART NUMBER
E81M0-WCYF8B-L

TOLERANCES EXCEPT AS NOTED MM .0 = .02 .00 = .015 .000 = .0075		TITLE SFP GAGE	
DETAILED LISTS ANGLES ± .05 		DATE 08/10/2006 DRAWING NO. CE813A35-LA /PART NO. SEE TABLE DD NOT SCALE DRAWING	
SCALE : 2:1		SHEET 1 OF 1	

8 7 6 5 4 3 2 1

H
G
F
E
D
C
B
A