

4

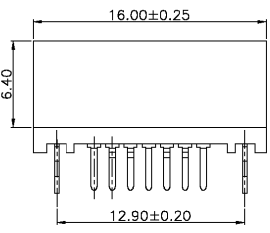
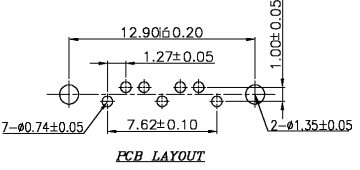
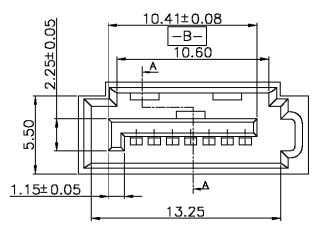
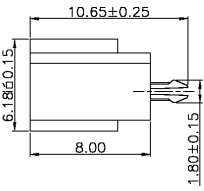
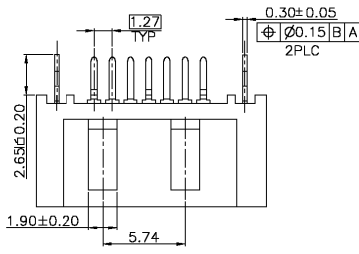
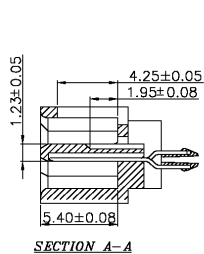
3

2

1

THIS DRAWING IS UNPUBLISHED. RELEASED FOR PUBLICATION
 © COPYRIGHT BY TYCO ELECTRONICS CORPORATION. ALL RIGHTS RESERVED.

LOC	DIST	REVISIONS			
P	LTR	DESCRIPTION	DATE	DWN	APVD
A		FIRST ISSUE	29-AUG-05	PW	JB



SPECIFICATION:

- MATERIAL:**
HOUSING:LCP or PA66 UL 94V-0
COLOR:BLACK
CONTACT:PHOSPHOR BRONZE.
- FINISH:**
CONTACT: GOLD FLASH/TIN PLATING ON CONTACT AREA
100u" MIN. TIN PLATING ON SOLDER TAILS
50u" MIN. NICKEL UNDERPLATING OVER ALL
- EVERY MATERIAL MUST ACCORD WITH ENVIRONMENTAL STANDARD:**
Pb≤100ppm, Cd≤5ppm, Hg≤2ppm,
Cr⁶⁺≤100ppm, PBBs≤5ppm, PBDEs≤5ppm

PN 1857292-1 AS SHOWN

THIS DRAWING IS A CONTROLLED DOCUMENT.		DWN P.Willems 29-AUG-05	 Tyco Electronics Corporation s-Hertogenbosch, Nederland,
		CHK G.v.Doremalen 29-AUG-05	
		APVD J.Broeksteeg 29-AUG-05	
		NAME 7 pos. S-ATA board connector DIP 180' for Latch version	
DIMENSIONS:	TOLERANCES UNLESS OTHERWISE SPECIFIED:	PRODUCT SPEC	RESTRICTED TO
MM	0 PLC ± - 1 PLC ± - 2 PLC ± - 3 PLC ± - 4 PLC ± - ANGLES ± -	APPLICATION SPEC	SIZE CAGE CODE DRAWING NO
MATERIAL	FINISH	WEIGHT	A3 00779 C=1857292
		CUSTOMER DRAWING	SCALE 1:1 SHEET 1 OF 1 REV A