

4

3

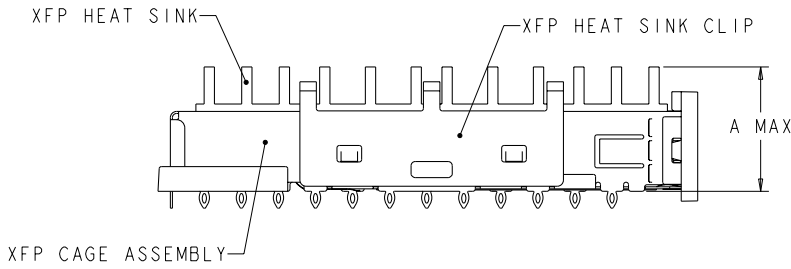
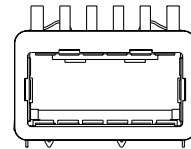
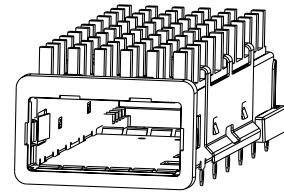
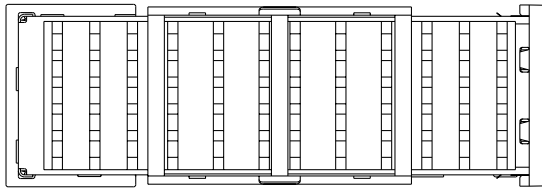
2

1

THIS DRAWING IS UNPUBLISHED. BY TYCO ELECTRONICS CORPORATION. ALL RIGHTS RESERVED. COPYRIGHT 20

LOC	DIST	REVISIONS					
GP	00	P	LYR	DESCRIPTION	DATE	BY	APPR
		I		PRELIMINARY	23MAY06	BW	JK
		A		RELEASED PER ECO-06-020071	09OCT06	BW	JK
		B		ECR-09-005633	07JUL2009	AL	SY
		C		REVISED PER ECO-11-005032	11MAR2011	JY	CW

1. MATES WITH XFP MSA COMPLIANT TRANSCEIVERS.
2. SEE COMPONENT DRAWINGS FOR COMPONENT DIMENSIONS AND INFORMATION.



22.9	1542706-2	1489948-2	1658871-1	NETWORKING	1888481-3
15.8	1542618-2	1489948-2	1658871-1	SAN	1888481-2
13.6	1542656-2	1489948-2	1658871-1	PCI	1888481-1
A MAX	HEATSINK PART NUMBER	HEATSINK CLIP PART NUMBER	CAGE PART NUMBER	APPLICATION	PART NUMBER
<small>FOR DIMENSIONS, SEE THE DRAWING OF THE COMPONENTS TO BE MOUNTED IN THIS CAGE ASSEMBLY.</small> <small>FOR DIMENSIONS, SEE THE DRAWING OF THE COMPONENTS TO BE MOUNTED IN THIS CAGE ASSEMBLY.</small>		<small>OWN</small> B MCMMASTER <small>CHK</small> B MCMMASTER <small>APP'D</small> J KOPPENHEITER <small>PRODUCT SPEC</small> 23MAY06 <small>NAME</small> KOPPENHEITER	<small>TYCO ELECTRONICS</small> Tyco Electronics Harrisburg, PA 17105-3608		
<small>DIMENSIONS:</small> mm <small>0 PLC ±</small> <small>1 PLC ±</small> <small>2 PLC ±</small> <small>3 PLC ±</small> <small>4 PLC ±</small> <small>ANGLES</small> <small>TOLERANCE</small>		<small>APPLIC. SPEC</small> 108-2127 <small>APPLICATION SPEC</small> 114-13096 <small>WEIGHT</small> <small>CUSTOMER DRAWING</small>			
<small>MATERIAL</small> -		<small>STL</small> A2 <small>CAGE CODE</small> 00779 <small>DRAWING NO</small> 1888481		<small>RESTRICTED TO</small> -	
		<small>SCALE</small> 3:1 <small>SHEET</small> 1 OF 1 <small>REV</small> C			