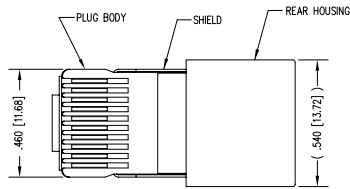
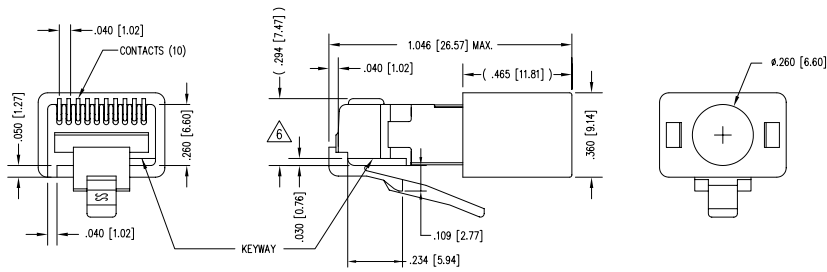


DATE	REV	ECN	APP'D. BY
4/2/04	A0	-	RGC
4-12-04	X1	6351	JMB
1-19-06	A2	7441	JM



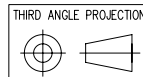
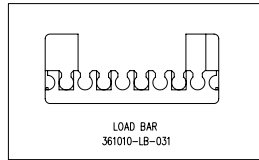
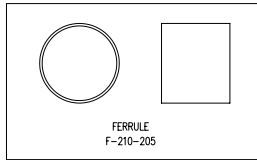
(SHOWN ASSEMBLED)



NOTES:

- 1- PLUG KIT CONSISTS OF :
PRE-INSERTED PLUG HOUSING & SHIELD
MANAGEMENT BAR
FERRULE
HOUSING
 - 2- MATERIALS :
FRONT HOUSING PLASTIC : CLEAR POLYCARBONATE, UL 94-V0
MANAGEMENT BAR : CLEAR POLYCARBONATE, UL 94-V0
SHIELD : TIN PLATED BRASS
CONTACTS : PHOSPHOR BRONZE, SELECTIVE GOLD PLATING
FERRULE : TIN PLATED BRASS
HOUSING PLASTIC : BLACK POLYCARBONATE, UL 94-V0
 - 3- CONTACTS TERMINATE STRANDED CONDUCTORS UP TO .031 [0.79] OUTSIDE DIAMETER OF INSULATION.
 - 4- FOR PLUG SPECIFICATION SEE PRO26-01.
 - 5- TOLERANCES COMPLY WITH F.C.C. DIMENSION REQUIREMENTS.
- ⚠ TERMINATED PLUG HEIGHT: .237 [6.02] ±.005 [0.13]

BULK	50 MICRO-INCHES [1.27um]	940-SP-361010-RMK4-A152
PACKAGE	CONTACT PLATING IN MATING AREA	PART NUMBER



Bel Stewart Connector

11118 Susquehanna Trail South
Glen Rock, PA 17327-9199
(717) 235-7512 Fax: (717) 235-7954 <http://www.stewartconnector.com>

TITLE: 10 X 10 SHIELDED PLUG WITH HOUSING WITH RMK4 KEY

DO NOT SCALE DRAWING
DRAWING IS SUBJECT TO
CHANGE WITHOUT NOTICE

DIMENSIONS: INCHES [METRIC]
UNLESS OTHERWISE SPECIFIED
TOLERANCES ARE ±.005 [0.13]
ANGLES ARE ± 1°

SHEET NO. 1 OF 1

DRN BY:	DAB	DATE	4/2/04
APP'D BY:	RGC	DATE	4/2/04
DWG NO.:	CT360169	REV:	A2

AutoCAD

REV: 10/29/02