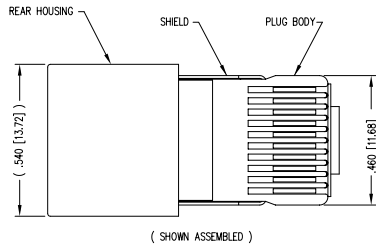
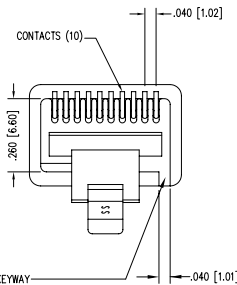
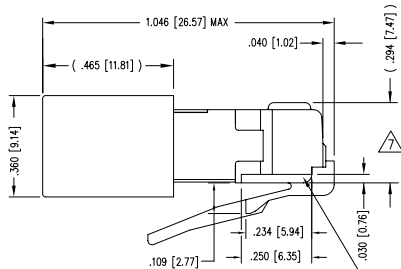
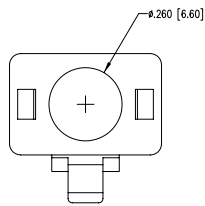


DATE	REV	ECN	APP'D. BY
7/23/04	A0	6498	RGC
1-19-06	A1	7441	JM



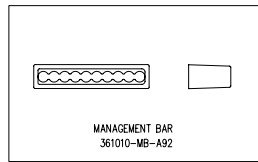
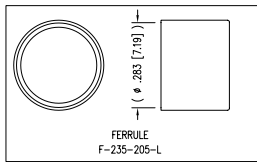
(SHOWN ASSEMBLED)



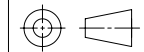
NOTES:

- 1- PLUG KIT CONSISTS OF :
PRE-INSERTED PLUG HOUSING & SHIELD
MANAGEMENT BAR
REAR HOUSING
FERRULE
- 2- MATERIALS :
FRONT HOUSING PLASTIC : CLEAR POLYCARBONATE, UL 94-V0
REAR HOUSING PLASTIC : BLACK POLYCARBONATE, UL 94-V0
SHIELD : TIN PLATED BRASS
CONTACTS : PHOSPHUR BRONZE, 50 MICRO INCHES SELECTIVE GOLD PLATING
- 3- CONTACTS TERMINATE SOLID CONDUCTORS UP TO .037"
- 4- PLUG SPECIFICATIONS : MEETS CATEGORY 5 SPECS
AS TESTED PER ANNEX B OF EIA/TIA 2840
- 5- TOLERANCES COMPLY WITH F.C.C. DIMENSION REQUIREMENTS.
- 6- DIMENSIONS NOT SHOWN COMPLY WITH F.C.C. REQUIREMENTS
- 7- TERMINATED PLUG HEIGHT: .237 [6.02] ±.005 [0.13]
- 8- FOR PRODUCT SPECIFICATIONS SEE PRO26-01

BULK	50 MICRO-INCHES [1.27um]	940-SP-361010-RMK4R-A161
PACKAGE	CONTACT PLATING IN MATING AREA	PART NUMBER



THIRD ANGLE PROJECTION



Bel Stewart Connector

11118 Susquehanna Trail South
Glen Rock, PA 17327-9199
(717) 235-7512 Fax: (717) 235-7954 <http://www.stewartconnector.com>

DO NOT SCALE DRAWING
DRAWING IS SUBJECT TO
CHANGE WITHOUT NOTICE

TITLE: 10 X 10 SHIELDED PLUG WITH MANAGEMENT BAR
& RMK4R KEYING OPTION

DIMENSIONS: INCHES [METRIC]
UNLESS OTHERWISE SPECIFIED
TOLERANCES ARE ±.005 [0.13]
ANGLES ARE ± 1°

THIS DRAWING AND THE SUBJECT MATTER SHOWN THEREON
ARE CONFIDENTIAL AND THE PROPRIETARY PROPERTY OF
BEL STEWART CONNECTOR AND SHALL NOT BE REPRODUCED,
COPIED, OR USED IN ANY MANNER WITHOUT PRIOR WRITTEN
CONSENT OF BEL STEWART CONNECTOR. THE SUBJECT
MATTER MAY BE PATENTED OR A PATENT MAY BE PENDING.

DRN BY:	DAB	DATE	7/23/04
APP'D BY:	RGC	DATE	7/27/04

SHEET NO. 1 OF 1

DWG NO.	CT360135	REV.	A1
---------	----------	------	----

AutoCAD

REV. 10/29/02