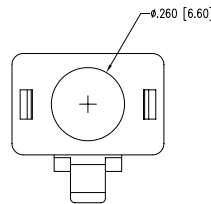
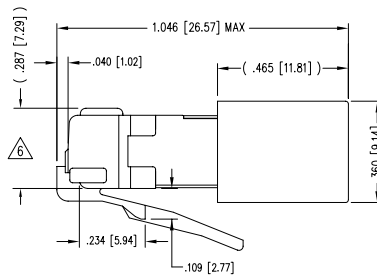
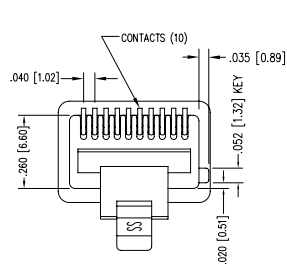
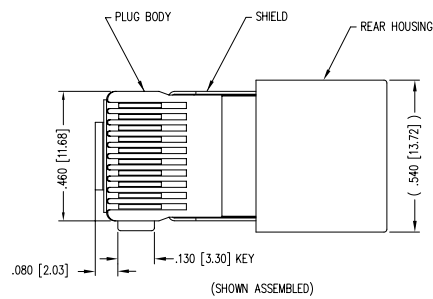


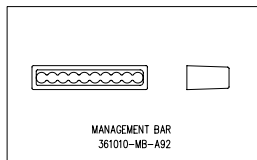
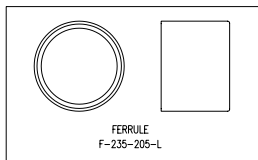
| DATE     | REV | ECN  | APP'D. BY |
|----------|-----|------|-----------|
| 00-00-00 | X0  | -    | -         |
| 03-10-04 | A0  | 6351 | JMB       |
| 1-19-06  | A1  | 7441 | JM        |
|          |     |      |           |



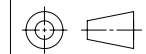
NOTES:

- 1- PLUG KIT CONSISTS OF :  
PRE-INSERTED PLUG HOUSING & SHIELD  
MANAGEMENT BAR  
FERRULE
  - 2- MATERIALS :  
FRONT HOUSING PLASTIC : CLEAR POLYCARBONATE, UL 94-V0  
MANAGEMENT BAR : CLEAR POLYCARBONATE, UL 94-V0  
SHIELD : TIN PLATED BRASS  
CONTACTS : PHOSPHOR BRONZE, SELECTIVE GOLD PLATING  
FERRULE : TIN PLATED BRASS
  - 3- CONTACTS TERMINATE STRANDED CONDUCTORS UP TO .037 [0.94] OUTSIDE DIAMETER OF INSULATION.
  - 4- FOR PLUG SPECIFICATION SEE PRO26-01.
  - 5- TOLERANCES COMPLY WITH F.C.C. DIMENSION REQUIREMENTS.
- △ TERMINATED PLUG HEIGHT: .237 [6.02] ± .005 [0.13]

|         |                                |                       |
|---------|--------------------------------|-----------------------|
| BULK    | 50 MICRO-INCHES [1.27um]       | 937-SP-361010-K2-A161 |
| PACKAGE | CONTACT PLATING IN MATING AREA | PART NUMBER           |



THIRD ANGLE PROJECTION



DO NOT SCALE DRAWING  
DRAWING IS SUBJECT TO CHANGE WITHOUT NOTICE

UNLESS OTHERWISE SPECIFIED  
DIMENSIONS: INCHES [METRIC]  
TOLERANCES ARE ±.005 [0.13]  
ANGLES ARE ± 1°

SHEET NO. 1 OF 1

# Bel Stewart Connector

11118 Susquehanna Trail South  
Glen Rock, PA 17327-9199  
(717) 235-7512 Fax: (717) 235-7954 <http://www.stewartconnector.com>

TITLE: 10 X 10 SHIELDED PLUG

|                  |                |
|------------------|----------------|
| DRN BY: JF       | DATE: 10-21-97 |
| APP'D BY: RL     | DATE: 10-22-97 |
| DWG NO. CT360128 | REV. A1        |

AutoCAD

REV. 7/5/03