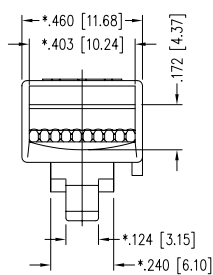
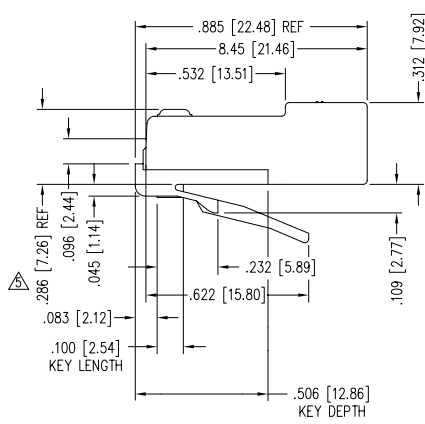
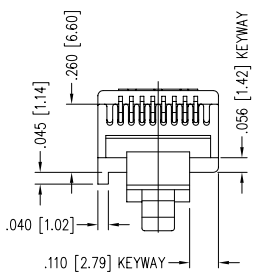
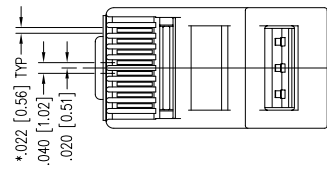


2

1

DATE	REV	ECN	APP'D. BY
5-27-05	B0	7122	RGC
1-16-06	B1	7440	JM
3-8-07	B2	7956	TS
6/4/07	B3	8083	JM



- NOTES:  
 1- MATERIALS:  
 PLUG BODY: POLYCARBONATE, UL 94-V0, CLEAR  
 CONTACTS: PHOSPHOR BRONZE, SELECTIVE GOLD PLATING  
 2- CONTACTS TERMINATE STRANDED CONDUCTORS UP TO .037 [940] OUTSIDE DIAMETER OF INSULATION.  
 3- FOR PRODUCT SPECIFICATION SEE PRO26-01.  
 4- TOLERANCES COMPLY WITH F.C.C. DIMENSION REQUIREMENTS.  
 Δ TERMINATED PLUG HEIGHT: .237 [6.02] ±.005 [0.13]

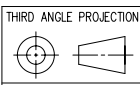
50 MICRO-INCHES [1.27um]	940-SP-300810R-RMK
CONTACT PLATING IN MATING AREA	PART NUMBER

REV. 7/3/03

2

1

AutoCAD



DO NOT SCALE DRAWING  
 DRAWING IS SUBJECT TO CHANGE WITHOUT NOTICE  
 DIMENSIONS: INCHES [METRIC]  
 UNLESS OTHERWISE SPECIFIED TOLERANCES ARE ±.005 [0.13] ANGLES ARE ± 1°  
 SHEET NO. 1 OF 1



## Bel Stewart Connector

11118 Susquehanna Trail South  
 Glen Rock, PA 17327-9199  
 (717) 235-7512 Fax: (717) 235-7954 <http://www.stewartconnector.com>

TITLE: 8 CONDUCTOR / 10 POSITION LINE CORD MODULE WITH RADIAL BACK; RMK KEY OPTION; COLOR : CLEAR

DRN BY: JAF	DATE: 5-27-05
APP'D BY: RGC	DATE: 5-31-05
DWG NO. CT300244	REV: B3