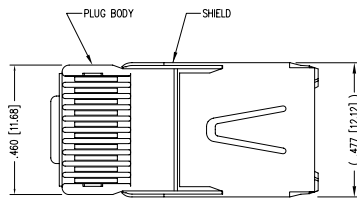
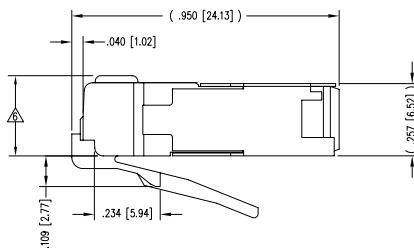
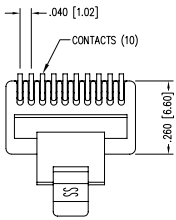


DATE	REV	ECN	APP'D. BY
1/30/06	A0	7462	JM
4-20-06	A1	7591	TRM

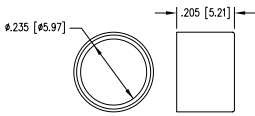


(SHOWN ASSEMBLED)

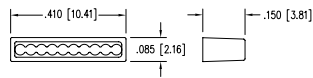


- NOTES:
- 1- PLUG KIT CONSISTS OF :
PRE-INSERTED PLUG HOUSING & SHIELD
LOAD BAR
FERRULE
 - 2- MATERIALS :
LOAD BAR : CLEAR POLYCARBONATE, UL 94-V0
FERRULE : TIN PLATED BRASS
SHIELD : TIN PLATED BRASS
CONTACTS : PHOSPHOR BRONZE, SELECTIVE GOLD PLATING
FRONT HOUSING PLASTIC : CLEAR POLYCARBONATE, UL 94-V0
 - 3- CONTACTS TERMINATE STRANDED & SOLID CONDUCTORS UP TO .037 [0.94] OUTSIDE DIAMETER OF INSULATION.
 - 4- FOR PRODUCT SPECIFICATION SEE PRO26-01.
 - 5- DIMENSIONS AND TOLERANCES COMPLY WITH FCC/CFR 47, PART 68.
- ⚠ TERMINATED PLUG HEIGHT: .237 [6.02] ±.005 [0.13]

BULK	50 MICRO-INCHES [1.27um]	940-SP-361010-A217
PACKAGE	CONTACT PLATING IN MATING AREA	PART NUMBER



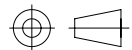
FERRULE
P/N F-235-205-L



MANAGEMENT BAR
P/N 361010-MB-A92



THIRD ANGLE PROJECTION



Bel Stewart Connector

11118 Susquehanna Trail South
Glen Rock, PA 17327-9199
(717) 235-7512 Fax: (717) 235-7954 <http://www.stewartconnector.com>

TITLE: 10 X 10 SHIELDED PLUG

DO NOT SCALE DRAWING
DRAWING IS SUBJECT TO CHANGE WITHOUT NOTICE

DIMENSIONS: INCHES [METRIC]
UNLESS OTHERWISE SPECIFIED
TOLERANCES ARE ±.005 [0.13]
ANGLES ARE ± 1°

THIS DRAWING AND THE SUBJECT MATTER SHOWN THEREON ARE CONFIDENTIAL AND THE PROPRIETARY PROPERTY OF BEL STEWART CONNECTOR AND SHALL NOT BE REPRODUCED, COPIED, OR USED IN ANY MANNER WITHOUT PRIOR WRITTEN CONSENT OF BEL STEWART CONNECTOR. THE SUBJECT MATTER MAY BE PATENTED OR A PATENT MAY BE PENDING.

DRN BY:	KRL	DATE	1/30/06
APP'D BY:	JM	DATE	1-31-06
DWG NO.	CT360131	REV.	A1

SHEET NO. 1 OF 1

AutoCAD

REV. 7/3/03