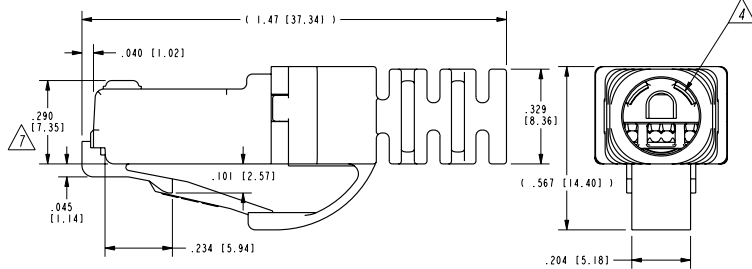
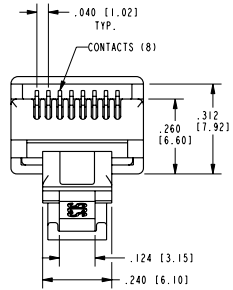
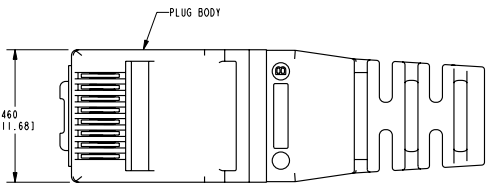
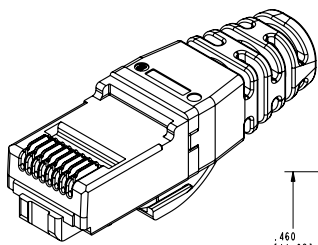
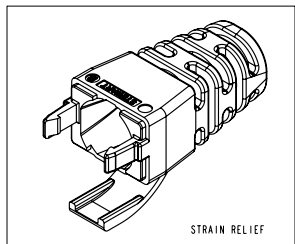
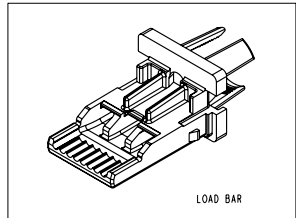


DATE	REV.	ECN	APP'D BY
8-29-06	A0	-	TRM
10-4-06	A1	7783	TRM



- NOTES:
1. PLUG KIT CONSISTS OF:
PRE-INSERTED PLUG BODY
LOAD BAR
STRAIN RELIEF
 2. MATERIALS:
PLUG BODY: CLEAR POLYCARBONATE, UL 94-V0
LOAD BAR: CLEAR POLYCARBONATE, UL 94-V0
STRAIN RELIEF: CLEAR POLYCARBONATE, UL 94-V0
CONTACTS: COPPER ALLOY, SELECTIVE GOLD PLATING
 3. CONTACTS TERMINATE SOLID OR STRANDED CONDUCTORS BETWEEN .033 [0.84] TO .037 [0.94] OUTSIDE DIAMETER OF INSULATION.
 4. STRAIN RELIEF IS FOR CABLES WITH OUTSIDE DIAMETERS OF .240 [6.10] TO .250 [6.35].
 5. PLUG SPECIFICATION: FOR CATEGORY 6 APPLICATIONS.
 6. DIMENSIONS AND TOLERANCES COMPLY WITH FCC/CFR 47, PART 68.
 7. TERMINATED PLUG HEIGHT: .237 [6.02] ± .005 [0.13].
 8. FOR PRODUCT SPECIFICATION SEE PRO26-01.



BULK	50 MICRO-INCHES [1.27um]	SS-39100-020
PACKAGE	CONTACT PLATING IN MATING AREA	PART NUMBER

THIRD ANGLE PROJECTION	
DO NOT SCALE DRAWING	
DRAWING IS SUBJECT TO CHANGE WITHOUT NOTICE	
DIMENSIONS: INCHES (METRIC)	
UNLESS OTHERWISE SPECIFIED TOLERANCES ARE ±.005 [0.13] ANGLES ARE ±1°	
SHEET NO. 1 OF 1	

Bel Stewart Connector

11118 Susquehanna Trail South
Glen Rock, PA 17327-9199
(717) 235-7512 Fax: (717) 235-7954 <http://www.stewartconnector.com>

TITLE: 8 POS/8 COND CAT6/6A UNSHLD PLUG, LOAD BAR & STRAIN ASS'Y. ∅ .035 NOM. COND. (W/ ANTI-SNAG)

DRN BY: TRM APP'D BY: DHG DATE: 8-29-06	DATE: 8-29-06 Dwg. No.: CT390049 REV: A1
---	--

THIS DRAWING AND THE SUBJECT MATTER SHOWN THEREON ARE CONFIDENTIAL AND THE PROPRIETARY PROPERTY OF BEL STEWART CONNECTOR AND SHALL NOT BE REPRODUCED, COPIED, OR USED IN ANY MANNER WITHOUT PRIOR WRITTEN CONSENT OF BEL STEWART CONNECTOR. THE SUBJECT MATTER MAY BE PATENTED OR A PATENT MAY BE PENDING.



REV. 17/3/03