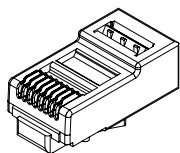


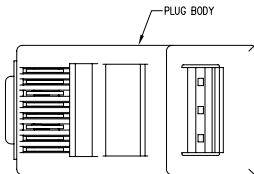
2

1

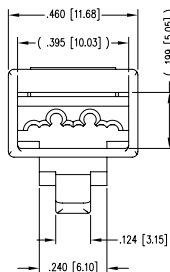
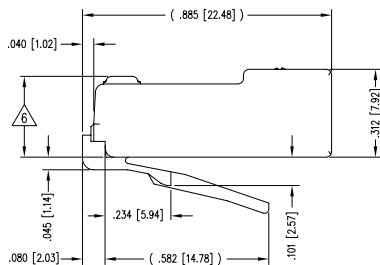
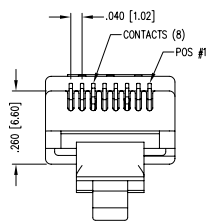
DATE	REV	EN	APP'D. BY
2-10-06	A4	7496	JAF
3-31-06	A5	7567	TRM
1-29-09	A6	8642	TA



PLUG HOUSING

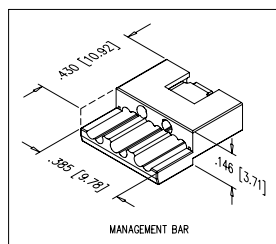


PLUG BODY



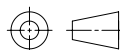
- NOTES:
- 1- PLUG KIT CONSISTS OF :
PRE-INSERTED PLUG BODY
MANAGEMENT BAR
 - 2- MATERIALS :
FRONT HOUSING PLASTIC : CLEAR POLYCARBONATE, UL 94-V0
MANAGEMENT BAR : CLEAR POLYCARBONATE, UL 94-V0
MANAGEMENT BAR COMPENSATOR: TIN PLATED BRASS
CONTACTS : PHOSPHOR BRONZE, SELECTIVE GOLD PLATING
 - 3- CONTACTS TERMINATE SOLID OR STRANDED CONDUCTORS BETWEEN
.037 [0.94] TO .042 [1.07] OUTSIDE DIAMETER OF INSULATION.
 - 4- PLUG SPECIFICATION: FOR CATEGORY 6 APPLICATIONS.
 - 5- DIMENSIONS AND TOLERANCES COMPLY WITH FCC/CFR 47, PART 68.
 - △ TERMINATED PLUG HEIGHT: .237 [6.02] ±.005 [0.13] ON CABLE
 - 7- FOR PRODUCT SPECIFICATIONS SEE PRO26-01

BAG OF 25	50 MICRO-INCHES [1.27um]	SS-39100-018
BULK	50 MICRO-INCHES [1.27um]	SS-39100-004
PACKAGE	CONTACT PLATING IN MATING AREA	PART NUMBER



MANAGEMENT BAR

THIRD ANGLE PROJECTION



DO NOT SCALE DRAWING
DRAWING IS SUBJECT TO
CHANGE WITHOUT NOTICE
DIMENSIONS: INCHES [METRIC]
UNLESS OTHERWISE SPECIFIED
TOLERANCES ARE ±.005 [0.13]
ANGLES ARE ± 1°
SHEET NO. 1 OF 1



Bel Stewart Connector

11118 Susquehanna Trail South
Glen Rock, PA 17327-9199
(717) 235-7512 Fax: (717) 235-7954 <http://www.stewartconnector.com>

TITLE: 8 POSITION/8 CONDUCTOR STANDARD UNSHIELDED PLUG ASSEMBLY

DRN BY: TRM DATE 2-3-03
APP'D BY: RGC DATE 2-3-03
DWG NO. CT390020 REV. A6

AutoCAD

2

1

REV. 10/29/02