

B

B

A

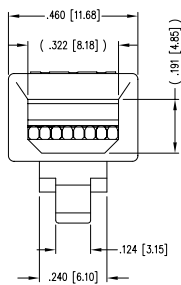
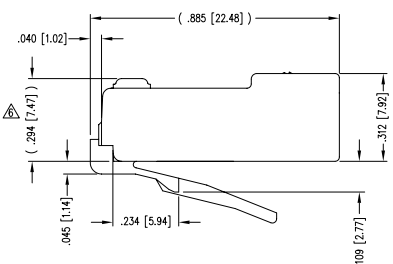
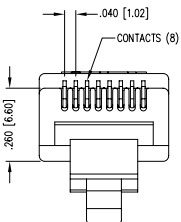
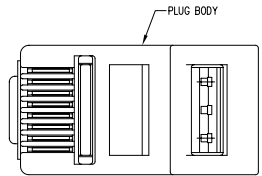
A

REV. 7/3/03

2

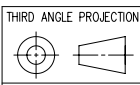
1

DATE	REV	ECN	APP'D. BY
2/1/06	A4	7460	JM



- NOTES:
- 1- PLUG KIT CONSISTS OF :  
PRE-INSERTED PLUG HOUSING
  - 2- MATERIALS :  
FRONT HOUSING PLASTIC : CLEAR POLYCARBONATE, UL 94-V0
  - 3- CONTACTS : PHOSPHOR BRONZE, SELECTIVE GOLD PLATING  
CONTACTS TERMINATE STRANDED & SOLID CONDUCTORS UP TO .037 [0.94] OUTSIDE DIAMETER OF INSULATION.
  - 4- FOR PRODUCT SPECIFICATION SEE PRO26-01.
  - 5- TOLERANCES COMPLY WITH F.C.C. DIMENSION REQUIREMENTS.
- TERMINATED PLUG HEIGHT: .237 [6.02] ±.005 [0.13]

BAG OF 25	50 MICRO-INCHES [1.27um]	940-SP-3088-0B-B25
BULK	50 MICRO-INCHES [1.27um]	940-SP-3088-0B
PACKAGE	CONTACT PLATING IN MATING AREA	PART NUMBER



## Bel Stewart Connector

11118 Susquehanna Trail South  
Glen Rock, PA 17327-9199  
(717) 235-7512 Fax: (717) 235-7954 <http://www.stewartconnector.com>

DO NOT SCALE DRAWING  
DRAWING IS SUBJECT TO  
CHANGE WITHOUT NOTICE

DIMENSIONS: INCHES (METRIC)  
UNLESS OTHERWISE SPECIFIED  
TOLERANCES ARE ±.005 [0.13]  
ANGLES ARE ± 1°

SHEET NO. 1 OF 1

TITLE: EIGHT CONDUCTOR/EIGHT POSITION LINE CORD MODULE,  
"OPEN BACK", CLEAR,

DRN BY: SAR DATE 1-23-03  
APPO BY: RGC DATE 2-7-03  
DWG NO. CT300091 REV. A4



AutoCAD

2

1