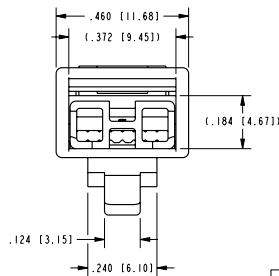
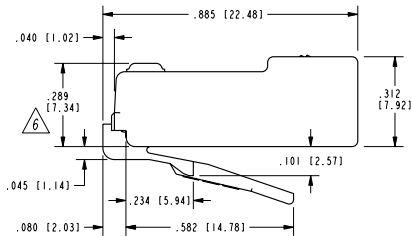
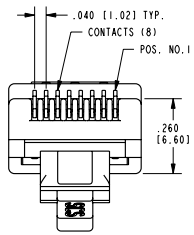
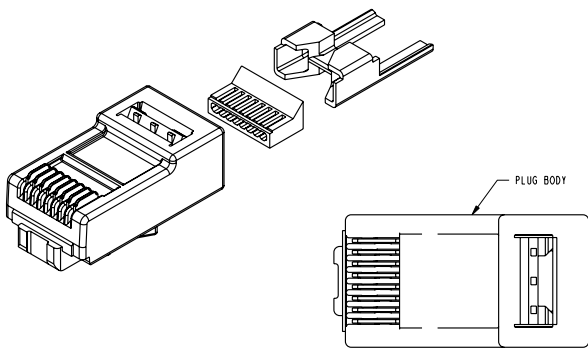
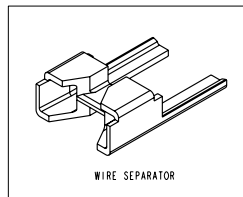
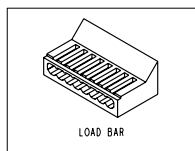


| DATE | REV. | ECN | APP'D BY |
|---------|------|-----|----------|
| 7-24-07 | A0 | - | - |
| | | | |
| | | | |

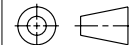


- NOTES:
- PLUG KIT CONSISTS OF:
PRE-INSERTED PLUG BODY
LOAD BAR
WIRE SEPARATOR
 - MATERIALS:
PLUG BODY: CLEAR POLYCARBONATE, UL 94-V0
LOAD BAR: POLYCARBONATE, UL 94-V0. COLOR: BLACK
WIRE SEPARATOR: CLEAR POLYCARBONATE, UL 94-V0
CONTACTS: COPPER ALLOY, SELECTIVE GOLD PLATING
 - CONTACTS TERMINATE SOLID OR STRANDED CONDUCTORS BETWEEN .037 (0.94) TO .042 (1.07) OUTSIDE DIAMETER OF INSULATION.
 - PLUG SPECIFICATION: FOR CATEGORY 6 APPLICATIONS.
 - DIMENSIONS AND TOLERANCES COMPLY WITH FCC/CFR 47, PART 68.
 - TERMINATED PLUG HEIGHT: .237 (6.02) ±.005 (0.13).
 - FOR PRODUCT SPECIFICATION SEE PRO26-01

| | | |
|---------|--------------------------------|--------------|
| BULK | 50 MICRO-INCHES [1.27um] | SS-39100-021 |
| PACKAGE | CONTACT PLATING IN MATING AREA | PART NUMBER |



THIRD ANGLE PROJECTION



Bel Stewart Connector

11118 Susquehanna Trail South
Glen Rock, PA 17327-9199
(717) 235-7512 Fax: (717) 235-7954 <http://www.stewartconnector.com>

DO NOT SCALE DRAWING

DRAWING IS SUBJECT TO CHANGE WITHOUT NOTICE

DIMENSIONS: INCHES (METRIC)

UNLESS OTHERWISE SPECIFIED TOLERANCES ARE ±.005 (0.13)

ANGLES ARE ±1°

SHEET NO. 1 OF 1

TITLE: 8 POSITION/8 CONDUCTOR CAT6 PLUG WIRE SEPARATOR & LOAD BAR, UNSHIELDED RCV

THIS DRAWING AND THE SUBJECT MATTER SHOWN THEREON ARE CONFIDENTIAL AND THE PROPRIETARY PROPERTY OF BEL STEWART CONNECTOR AND SHALL NOT BE REPRODUCED, COPIED, OR USED IN ANY MANNER WITHOUT PRIOR WRITTEN CONSENT OF BEL STEWART CONNECTOR. THE SUBJECT MATTER MAY BE PATENTED OR A PATENT MAY BE PENDING.

DRN BY: TRM DATE 7-24-07
APPD BY: DHG DATE 7-24-07
DWG. NO. CT390051 REV. A0

2

1

ProfE