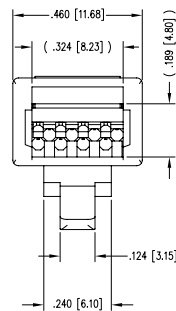
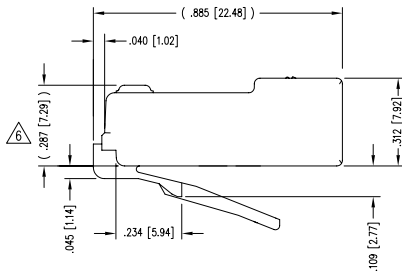
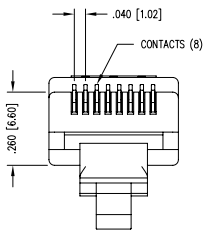
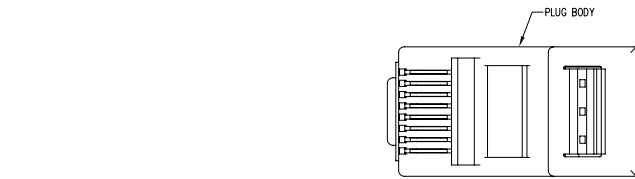
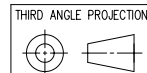


DATE	REV	ECN	APP'D. BY
4-29-05	X0	-	-
8/18/05	X1	7242	TRM
1-19-06	A0	7441	JM



- NOTES:
- 1- PLUG KIT CONSISTS OF :
PRE-INSERTED PLUG BODY
 - 2- MATERIALS :
FRONT HOUSING PLASTIC : CLEAR POLYCARBONATE, UL 94-V0
CONTACTS : PHOSPHOR BRONZE, SELECTIVE GOLD PLATING
 - 3- CONTACTS TERMINATE SOLID OR STRANDED CONDUCTORS BETWEEN .037 [0.94] TO .042 [1.07] OUTSIDE DIAMETER OF INSULATION.
 - 4- PLUG SPECIFICATION: FOR CATEGORY 5e APPLICATIONS.
 - 5- TOLERANCES COMPLY WITH F.C.C. DIMENSION REQUIREMENTS.
 - 6- TERMINATED PLUG HEIGHT: .237 [6.02] ±.005 [0.13]
 - 7- FOR PRODUCT SPECIFICATION SEE PRO26-01

50 MICRO-INCHES [1.27um]	SS-37000-007
CONTACT PLATING IN MATING AREA	PART NUMBER



DO NOT SCALE DRAWING
DRAWING IS SUBJECT TO
CHANGE WITHOUT NOTICE

DIMENSIONS: INCHES (METRIC)
UNLESS OTHERWISE SPECIFIED
TOLERANCES ARE ±.005 [0.13]
ANGLES ARE ± 1°

SHEET NO. 1 OF 1

Bel Stewart Connector

11118 Susquehanna Trail South
Glen Rock, PA 17327-9199
(717) 235-7512 Fax: (717) 235-7954 <http://www.stewartconnector.com>

8 POSITION/8 CONDUCTOR UNIBODY UNSHIELDED PLUG ASSEMBLY

DRN BY: TRM	DATE 4-29-05
APP'D BY: TRM	DATE 5-27-05
DWG NO. CT370056	REV. A0

AutoCAD

REV. 7/3/03