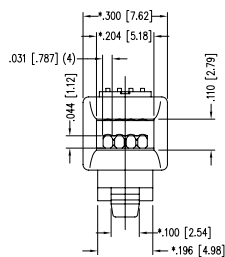
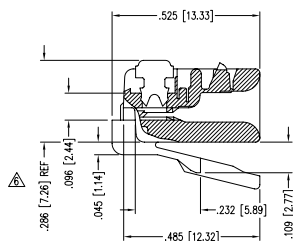
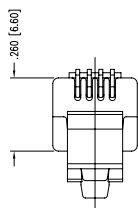
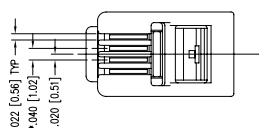


2

1

DATE	REV	ECN	APP'D. BY
1/31/06	A1	7461	JM
10/22/08	A2	8588	TJA

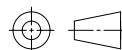


## NOTES:

- 1- PLUG KIT CONSISTS OF :  
PRE-INSERTED PLUG HOUSING & SHIELD
  - 2- MATERIALS :  
FRONT HOUSING PLASTIC : POLYCARBONATE, UL 94-V0, COLOR: BLUE  
CONTACTS : PHOSPHOR BRONZE, SELECTIVE GOLD PLATING
  - 3- CONTACTS TERMINATE STRANDED CONDUCTORS UP  
TO .031 [0.79] OUTSIDE DIAMETER OF INSULATION.
  - 4- FOR PRODUCT SPECIFICATION SEE PRO26-01.
  - 5- TOLERANCES COMPLY WITH F.C.C. DIMENSION REQUIREMENTS.
- △ TERMINATED PLUG HEIGHT: .237 [6.02] ±.005 [0.13]

BULK	50 MICRO-INCHES [1.27um]	937-SP-3044-031
PACKAGE	CONTACT PLATING IN MATING AREA	PART NUMBER

## THIRD ANGLE PROJECTION



## DO NOT SCALE DRAWING

DRAWING IS SUBJECT TO  
CHANGE WITHOUT NOTICE

DIMENSIONS: INCHES [METRIC]

UNLESS OTHERWISE SPECIFIED  
TOLERANCES ARE ±.005 [0.13]  
ANGLES ARE ± 1°

SHEET NO.

1 OF 1



## Bel Stewart Connector

11118 Susquehanna Trail South  
Glen Rock, PA 17327-9199  
(717) 235-7512 Fax: (717) 235-7954 <http://www.stewartconnector.com>

TITLE: FOUR CONDUCTOR/FOUR POSITION LINE CORD MODULE;

DRN BY: KRL DATE: 1/31/06

APP'D BY: JM DATE: 2-1-06

DWG NO. CT300227 REV. A2

AutoCAD

2

1

REV. 7/5/03

B

B

A

A