DATE	REV	ECN	APP'D. BY
2/1/06	A6	7460	JM

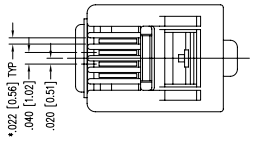

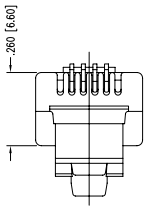

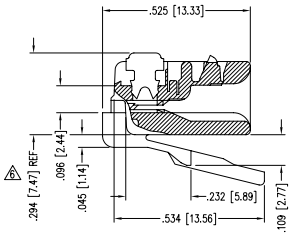

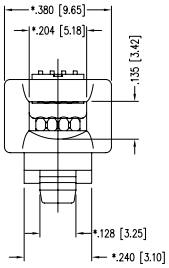

NOTES:
1- PLUG KIT CONSISTS OF :
PRE-INSERTED PLUG HOUSING
2- MATERIALS :
FRONT HOUSING PLASTIC : CLEAR POLYCARBONATE, UL 94-V0
CONTACTS : PHOSPHOR BRONZE, SELECTIVE GOLD PLATING
3- CONTACTS TERMINATE STRANDED & SOLID CONDUCTORS UP TO .037 [0.94] OUTSIDE DIAMETER OF INSULATION.
4- FOR PRODUCT SPECIFICATION SEE PR026-01.
5- TOLERANCES COMPLY WITH F.C.C. DIMENSION REQUIREMENTS.
6 TERMINATED PLUG HEIGHT: .237 [6.02] ±.005 [0.13]

PACKAGE	CONTACT PLATING IN MATING AREA	PART NUMBER
BAG OF 25	50 MICRO-INCHES [1.27um]	940-SP-3046R-B25
BULK	50 MICRO-INCHES [1.27um]	940-SP-3046R

THIRD ANGLE PROJECTION

DO NOT SCALE DRAWING

DRAWING IS SUBJECT TO CHANGE WITHOUT NOTICE

DIMENSIONS: INCHES [METRIC]

UNLESS OTHERWISE SPECIFIED TOLERANCES ARE ±.005 [0.13] ANGLES ARE ± 1°

SHEET NO. 1 OF 1

RoHS 2002/95/EC

Bel Stewart Connector

11118 Susquehanna Trail South
Glen Rock, PA 17327-9199
(717) 235-7512 Fax: (717) 235-7954 http://www.stewartconnector.com

TITLE: FOUR CONDUCTOR/SIX POSITION LINE CORD MODULE; RADIAL BACK

THIS DRAWING AND THE SUBJECT MATTER SHOWN THEREON ARE CONFIDENTIAL AND THE PROPRIETARY PROPERTY OF BEL STEWART CONNECTOR AND SHALL NOT BE REPRODUCED, COPIED, OR USED IN ANY MANNER WITHOUT PRIOR WRITTEN CONSENT OF BEL STEWART CONNECTOR. THE SUBJECT MATTER MAY BE PATENTED OR A PATENT MAY BE PENDING.

DRN BY: KRL	DATE 2/1/06		
APPD BY: JM	DATE 2-1-06		
DWG NO. CT300087	REV. A6		

AutoCAD

REV. 7/3/03

Downloaded from Elcodis.com electronic components distributor