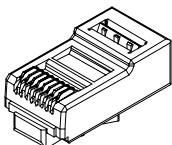


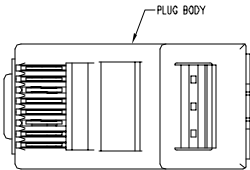
2

1

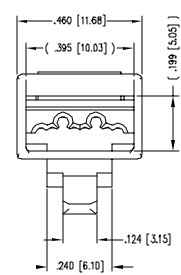
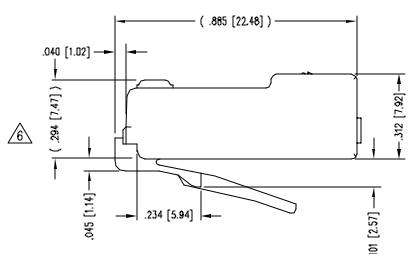
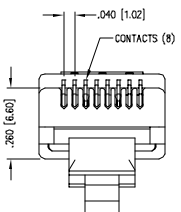
DATE	REV	ECN	APP'D. BY
-	X0	-	-
7-27-05	A0	7211	EPF
9-8-05	A1	7264	TRM
1-19-06	A2	7441	JM



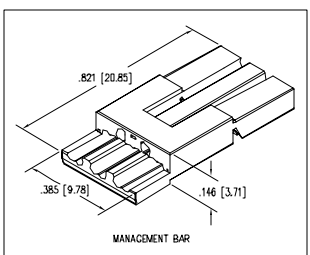
PLUG HOUSING



PLUG BODY



- NOTES:
- 1- PLUG KIT CONSISTS OF :  
PRE-INSERTED PLUG BODY  
MANAGEMENT BAR
  - 2- MATERIALS :  
FRONT HOUSING PLASTIC : CLEAR POLYCARBONATE, UL 94-V0  
MANAGEMENT BAR : CLEAR POLYCARBONATE, UL 94-V0  
MANAGEMENT BAR COMPENSATOR : TIN PLATED BRASS  
CONTACTS : PHOSPHOR BRONZE, SELECTIVE GOLD PLATING
  - 3- CONTACTS TERMINATE SOLID OR STRANDED CONDUCTORS BETWEEN .037 [0.94] TO .042 [1.07] OUTSIDE DIAMETER OF INSULATION.
  - 4- PLUG SPECIFICATION: FOR CATEGORY 6 APPLICATIONS.
  - 5- TOLERANCES COMPLY WITH F.C.C. DIMENSION REQUIREMENTS.
  - 6- TERMINATED PLUG HEIGHT: .237 [6.02] ±.005 [0.13]
  - 7- FOR PRODUCT SPECIFICATION SEE PR026-01



MANAGEMENT BAR



BAGS OF 25	50 MICRO-INCHES [1.27um]	SS-39100-005
BULK	50 MICRO-INCHES [1.27um]	SS-39100-002
PACKAGING	CONTACT PLATING IN MATING AREA	PART NUMBER

THIRD ANGLE PROJECTION

**Bel Stewart Connector**  
1118 Susquehanna Trail South  
Glen Rock, PA 17327-9199  
(717) 235-7512 Fax: (717) 235-7954 <http://www.stewartconnector.com>

TITLE: 8 POSITION/8 CONDUCTOR STANDARD UNSHIELDED PLUG ASSEMBLY

DO NOT SCALE DRAWING DRAWING IS SUBJECT TO CHANGE WITHOUT NOTICE.	THIS DRAWING AND THE SUBJECT MATTER SHOWN THEREON ARE CONFIDENTIAL AND THE PROPRIETARY PROPERTY OF BEL STEWART CONNECTOR AND SHALL NOT BE REPRODUCED, COPIED, OR USED IN ANY MANNER WITHOUT PRIOR WRITTEN CONSENT OF BEL STEWART CONNECTOR. THE SUBJECT MATTER MAY BE PATENTED OR A PATENT MAY BE PENDING.	DRN BY: JAF RCC	DATE: 1-6-00 1-7-00
DIMENSIONS: INCHES [METRIC] UNLESS OTHERWISE SPECIFIED TOLERANCES ARE ±.005 [0.13] ANGLES ARE ± 1°		DWG NO: CT390003	REV: A2

SHEET NO. 1 OF 1

2

1

AutoCAD

REV. 6/15/05