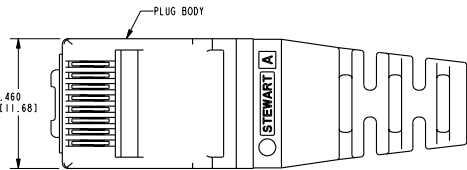
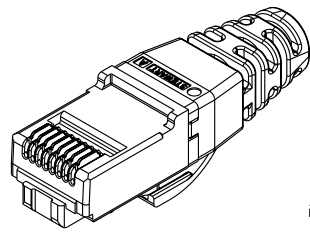
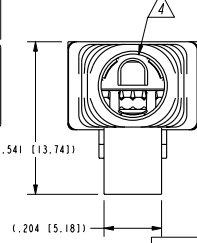
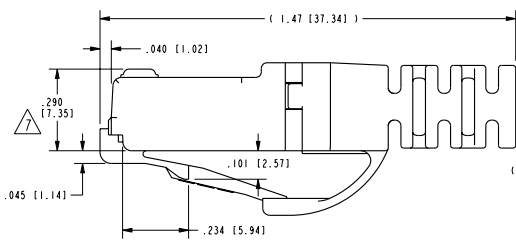
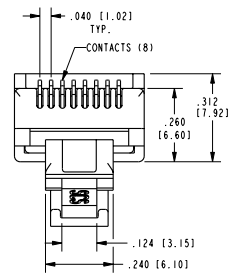


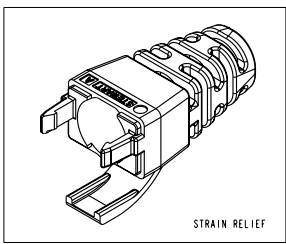
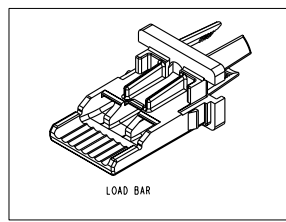
DATE	REV.	ECN	APP'D BY
9-22-05	B1	7264	TRM
11-1-05	B2	7365	TRM
1-23-06	B3	7441	JM



- NOTES:
1. PLUG KIT CONSISTS OF:
PRE-INSERTED PLUG BODY
LOAD BAR
STRAIN RELIEF
 2. MATERIALS:
PLUG BODY: CLEAR POLYCARBONATE, UL 94-V0
LOAD BAR: CLEAR POLYCARBONATE, UL 94-V0
STRAIN RELIEF: CLEAR POLYCARBONATE, UL 94-V0
CONTACTS: COPPER ALLOY, SELECTIVE GOLD PLATING
 3. CONTACTS TERMINATE SOLID OR STRANDED CONDUCTORS BETWEEN .037 [0.94] TO .042 [1.07] OUTSIDE DIAMETER OF INSULATION.
 4. STRAIN RELIEF IS FOR CABLES WITH OUTSIDE DIAMETERS OF .220 [5.59] TO .230 [5.84].
 5. PLUG SPECIFICATION: FOR CATEGORY 6 APPLICATIONS.
 6. TOLERANCES COMPLY WITH F.C.C. DIMENSION REQUIREMENTS.
 7. TERMINATED PLUG HEIGHT: .237 [6.02] ± .005 [0.13].
 8. FOR PRODUCT SPECIFICATION SEE PRO26-01



BAG OF 1000	50 MICRO-INCHES [1.27um]	SS-39100-016
BAG OF 25	50 MICRO-INCHES [1.27um]	SS-39100-017
BULK	50 MICRO-INCHES [1.27um]	SS-39100-008
PACKAGE	CONTACT PLATING IN MATING AREA	PART NUMBER



THIRD ANGLE PROJECTION

DO NOT SCALE DRAWING
DRAWING IS SUBJECT TO CHANGE WITHOUT NOTICE

DIMENSIONS: INCHES (METRIC)
UNLESS OTHERWISE SPECIFIED TOLERANCES ARE ±.005 [0.13] ANGLES ARE ±1°

SHEET NO. 1 OF 1

Bel Stewart Connector

11118 Susquehanna Trail South
Glen Rock, PA 17327-9199
(717) 235-7512 Fax: (717) 235-7954 <http://www.stewartconnector.com>

TITLE: 8 POSITION/8 CONDUCTOR CAT6 UNSHIELDED PLUG LOAD BAR & STRAIN ASS'Y (ANTI-SNAG VERSION)

DRW BY:	TRM	DATE:	1-15-04
APP'D BY:	RGC	DATE:	2-13-04
DWG. NO.:	CT390027	REV.:	B3

REV. 7/2003

2

1

Pro/E