

ELECTRICAL SPECIFICATIONS:

- 1.0 TURNS RATIO: (P4-P5-P6) : (J3-J6) : 1CT : 1CT ± 3%
(P3-P2-P1) : (J1-J2) : 1CT : 1CT ± 3%
- 2.0 INDUCTANCE: (P4-P6) : 350uH MIN. @ 0.1V, 100KHz, 8mA DC Bias
(P3-P1) : 350uH MIN. @ 0.1V, 100KHz, 8mA DC Bias
- 3.0 LEAKAGE INDUCTANCE: P6-P5-P4 (WITH J6 AND J3 SHORT) : 0.3 MAX. @ 1MHz
P3-P2-P1 (WITH J2 AND J1 SHORT) : 0.3 MAX. @ 1MHz
- 4.0 INTERWINDING CAPACITANCE: (P6,P5,P4) TO (J6,J3) : 30pf MAX @ 1MHz
(P3,P2,P1) TO (J2,J1) : 30pf MAX. @ 1MHz
- 5.0 DC RESISTANCE: (J6-J3)=(J2-J1) : 1.3 ohms Max.



NOTES

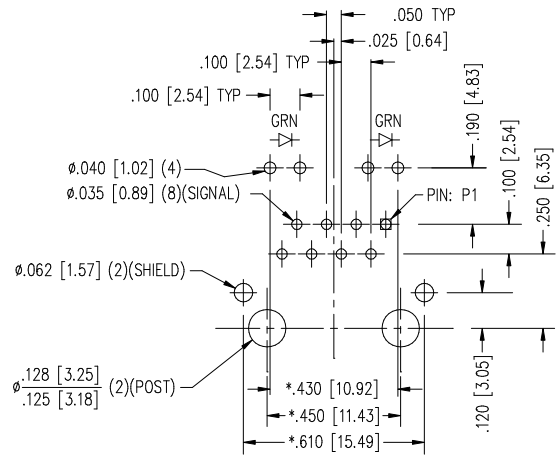
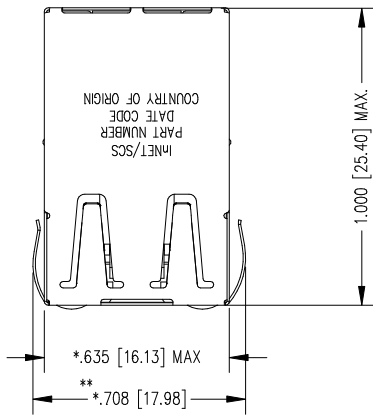
1.0 PINS WITHOUT ELECTRICAL CONNECTION ARE OMITTED.

		InNet Technologies, Inc. http://www.innet-tech.com	
		Stewart Connector Systems http://www.stewartconnector.com	
SHEET 1 OF 4	DRAWING NO.	SI-50170	REV 02

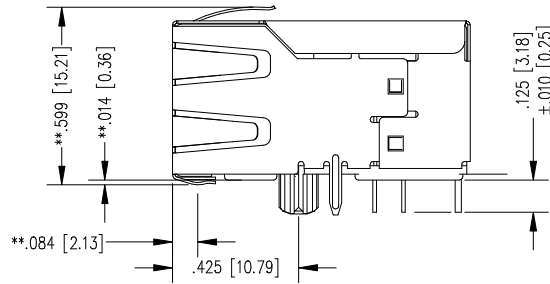
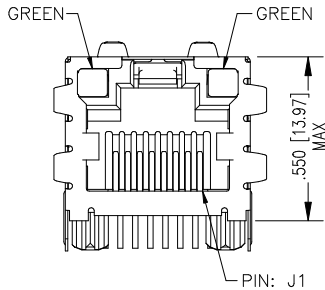
RECEIVE

- 6.0 RETURN LOSS: (P4-P6)=100 OHMS AND (P1-P3)=100 OHM REF.
1MHz TO 30MHz : 18dB MIN.
30MHz TO 80MHz : 12dB MIN.
NOTE: 100 OHMS CONNECTED TO (J2-J1) OR (J3-J6).
- 7.0 DIELECTRIC WITHSTAND: (J1, J2) TO (P1, P3) : 1500 VAC
(J3, J6) TO (P4,P6) : 1500 VAC
- 8.0 INSERTION LOSS: RS=RL=100 ohms : 1.1 dB TYP
100KHz TO 100MHz
- 9.0 RISE TIME: RS=100 OHMS AND RL = 100 OHMS : 3.0 nS MAX
OUTPUT VOLTAGE = 1 V peak : 3.0 nS MAX
PULSE WIDTH= 112nS
- 10.0 CROSS TALK: 1-100 MHz : 30 dB TYP
- 11.0 COMMON TO COMMON MODE ATTENUATION: 1MHz TO 100MHz : 35dB TYP

		InNet Technologies, Inc. http://www.innet-tech.com
		Stewart Connector Systems http://www.stewartconnector.com
SHEET 2 OF 4	DRAWING NO.	SI-50170 REV 02



P.C.B. RECOMMENDED HOLE LAYOUT
SEEN FROM COMPONENT SIDE
TOLERANCE $\pm .003 [0.08]$ UNLESS OTHERWISE SPECIFIED



- NOTES:
- TOLERANCES COMPLY WITH F.C.C. DIMENSION REQUIREMENTS
 - DIMENSIONS SHOWN WITH "*" TO BE CENTRAL ABOUT CENTER LINE
 - DIMENSIONS SHOWN ARE SUBJECT TO CHANGE WITHOUT NOTICE.
 - PIN NOT ELECTRICALLY CONNECTED MAYBE OMITTED. SEE ELECTRICAL DRAWING FOR OMITTED PINS.
 - STANDARD 50 MICRO-INCH SELECTIVE GOLD PLATING
 - REFLOW COMPATIBLE - 230°C/90 SEC.
 - ALL POLYMERS FLAMMABILITY - UL94V0



InNet Technologies, Inc.
<http://www.innet-tech.com>



Stewart Connector Systems
<http://www.stewartconnector.com>

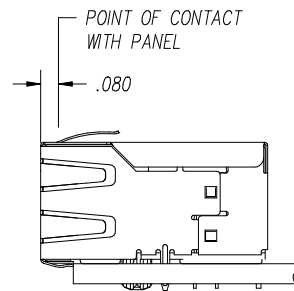
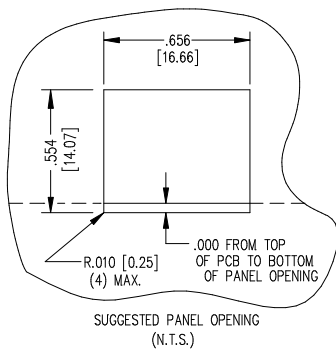
MI50005/24-0294

SHEET
3 OF 4



DRAWING NO.

SI-50170

REV.
X



MI50005 /24-0294

	InNet Technologies, Inc. http://www.innet-tech.com	
	 Stewart Connector Systems http://www.stewartconnector.com	
SHEET 4 OF 4	DRAWING NO. SI-50170	REV. X