

4

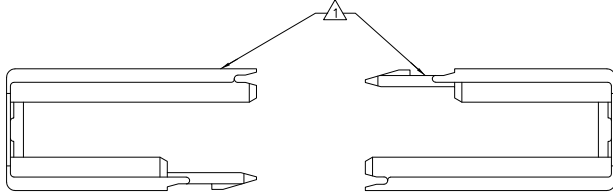
3

2

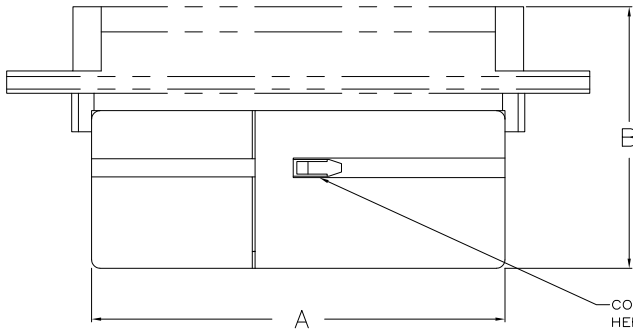
1

THIS DRAWING IS UNPUBLISHED. RELEASED FOR PUBLICATION. ALL RIGHTS RESERVED.

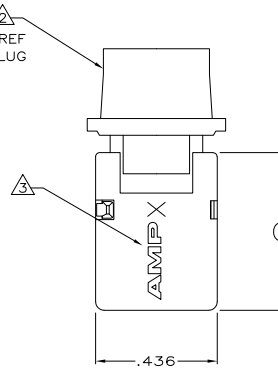
LOC		DIBT		REVISIONS			
P	LR	DESCRIPTION	DATE	BY	APPD		
GP	00						
	E2	REVISED PER ECO-11-004835	11MAR11	RK	HMR		



EACH KIT CONSISTS OF 2 IDENTICAL HALVES, WHICH SNAP TOGETHER OVER CONNECTOR.



CONNECTOR REF RECEPTACLE OR PLUG



COVER HALVES LATCH HERE & ON FAR SIDE

- ⚠ PARTS TO BE PACKAGED UNASSEMBLED.
- ⚠ BACK COVER FITS HDE-20 TYPE CONNECTORS, BOTH ALL-PLASTIC & METAL SHELL ASSEMBLIES.
- ⚠ "AMP" AND SIZE NUMBER MOLDED.
- ⚠ THERMOPLASTIC, UNFILLED, 94V-1 RATED, BLACK.
- ⚠ OBSOLETE

OBSOLETE	.565	SPECIAL	.934	2	15	1-745530-0		
	.540	RCPT	PLUG	2.134	4	37	⚠ 745530-8	745530-4
	.565			1.482	3	25	⚠ 745530-7	745530-3
	.565	.902	.937	.934	2	15	⚠ 745530-6	745530-2
	.565			.610	1	9	⚠ 745530-5	745530-1
C	B	A	SIZE	POSN	BULK PACKED KIT NO		INDIVIDUAL KIT NO	

THIS DRAWING IS A CONTROLLED DOCUMENT.

DESIGNED BY: J. GALLUCCI 14 MAY 90	CHKD BY: J. WESTMAN 9 JUL 90	DATE: 14 MAY 90	TE Connectivity
DRAWN BY: J. JASSINI 16 JUL 90	DATE: 16 JUL 90	NAME: J. JASSINI	TE Connectivity
PRODUCT SPEC: -	APPLICATION SPEC: -	SIZE: A2	CAGE CODE: 00779
MATERIAL: -	FINISH: -	DRAWING NO: C=745530	RESTRICTED TO: -
CUSTOMER DRAWING		SCALE: 4:1	SHEET: 1 of 1