

4

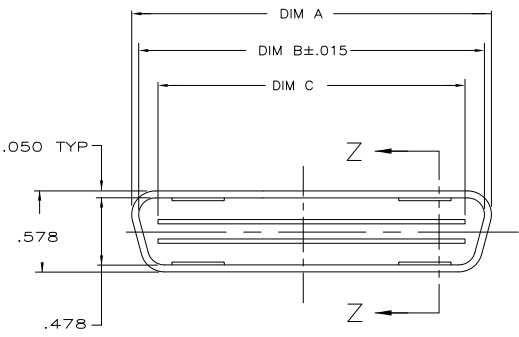
3

2

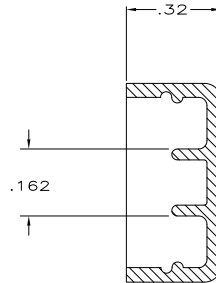
1

THIS DRAWING IS UNPUBLISHED. RELEASED FOR PUBLICATION. ALL RIGHTS RESERVED.


LOC	DIST	REVISIONS					
AA	40	F	REV	DESCRIPTION	DATE	BY	APPD
		K1		REVISED PER ECO-11-004835	11MAR11	RK	HMR



1. ALL DIMENSIONS SHOWN ARE FOR REFERENCE ONLY UNLESS OTHERWISE SPECIFIED.
 ⚠ THERMOPLASTIC, COLOR: RED.



SECTION Z-Z
SCALE 4:1



OBSOLETE	DIM. C	DIM. B	DIM. A	POSITION	PART NO.
	.662	1.012	1.112	14	229969-5
	1.087	1.437	1.537	24	229969-4
	1.597	1.947	2.047	36	229969-3
	2.787	3.137	3.237	64	229969-2
	2.192	2.542	2.642	50	229969-1

THIS DRAWING IS A CONTROLLED DOCUMENT.

DIMENSIONS: mm [INCHES]	TOLERANCES UNLESS OTHERWISE SPECIFIED: 0 PLG ± .005 1 PLG ± .005 2 PLG ± .005 3 PLG ± .005 4 PLG ± .005 ANGLES ± .5°	DATE: 12 MAR 94 BY: DP MACARTHUR CHK: N. JONES DATE: 19 MAR 94 NAME: J. TSAMMEL PRODUCT SPEC: -- APPLICATION SPEC: -- WEIGHT: --	TE Connectivity COVER, DUST, RECEPTACLE, CHAMP	RESTRICTED TO: --
MATERIAL: ⚠	FINISH: --	SIZE: A2 CAGE CODE: 00779 DRAWING NO: C-229969	CUSTOMER DRAWING	SCALE: 2:1 SHEET: 1 of 1 REV: K1