

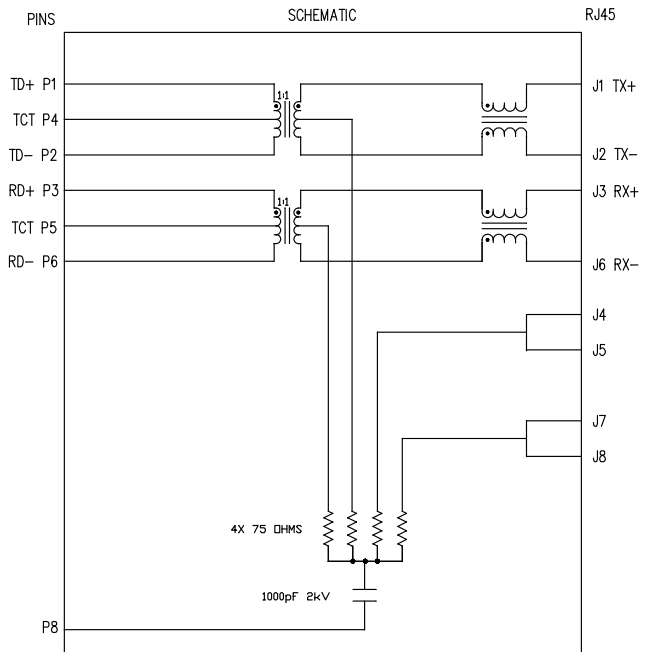


THE INFORMATION CONTAINED HEREIN IS CONSIDERED "PROPRIETARY" TO BEL FUSE INC. AND SHALL NOT BE COPIED, REPRODUCED OR DISCLOSED WITHOUT THE WRITTEN APPROVAL OF BEL FUSE INC.



**ELECTRICAL CHARACTERISTICS @ 25°C**

- 1.0 TURNS RATIO: (P3-P5-P6) : (J3-J6) : 1CT : 1CT± 3%  
(P1-P4-P2) : (J1-J2) : 1CT : 1CT ± 3%
- 2.0 INDUCTANCE: (P1-P2) : 350uH MIN. @ 0.1V, 100KHz, 8mA DC Bias  
(P3-P6) : 350uH MIN. @ 0.1V, 100KHz, 8mA DC Bias
- 3.0 LEAKAGE INDUCTANCE: P6-P3 (WITH J6 AND J3 SHORT) : 0.3uH MAX. @ 1MHz  
P2-P1 (WITH J2 AND J1 SHORT) : 0.3uH MAX. @ 1MHz
- 4.0 INTERWINDING CAPACITANCE: (P6,P5,P3) TO (J6,J3) : 30pF MAX @ 1MHz  
(P2,P4,P1) TO (J2,J1) : 30pF MAX. @ 1MHz
- 5.0 DC RESISTANCE: (J6-J3)=(J2-J1) : 1.2 ohms Max.
- RECEIVE
- 6.0 RETURN LOSS: (P6-P4)=100 OHMS AND (P1-P2)=100 OHM REF.  
1MHz TO 30MHz : 18dB MIN.  
60MHz TO 80MHz : 12dB MIN.  
NOTE: 100 OHMS CONNECTED TO (J2-J1) OR (J6-J3).
- 7.0 DIELECTRIC WITHSTAND: (J1, J2) TO (P1, P2) : 1500 Vrms  
(J3, J6) TO (P3, P6) : 1500 Vrms
- 8.0 INSERTION LOSS: RS=RL=100 ohms : 1.1 dB TYP  
100KHz TO 100MHz
- 9.0 RISE TIME: RS=100 OHMS AND RL = 100 OHMS : 3.0 nS MAX  
OUTPUT VOLTAGE = 1 V peak : 3.0 nS MAX  
PULSE WIDTH= 112nS
- 10.0 CROSS TALK: 1MHz TO 100MHz : 40 dB TYP
- 11.0 COMMON TO COMMON MODE ATTENUATION: 30MHz TO 100MHz : 35dB TYP
- 12.0 OPERATING TEMPERATURE : 0°C TO 70°C



**NOTES**

1.0 PINS WITHOUT ELECTRICAL CONNECTION ARE OMITTED.

ORIGINATED BY	DATE	TITLE	PART NO. / DRAWING NO.	STANDARD DIM.	[ ] METRIC DIM. AS REFERENCE	
Bain Liu	08-31-09	 <b>10/100BT</b> <b>TAB DOWN, SHIELDED</b> <b>PATENTED</b>	SI-60134-F	TOL. IN INCH	UNIT : INCH [mm]	REV. : A0
DRAWN BY	DATE		FILE NAME	.X .XX .XXX	SCALE : N/A	SIZE : A4
Bain Liu	08-31-09		SI-60134-F.DWG	±0.005	PAGE : 2	



FM996185 REV B1

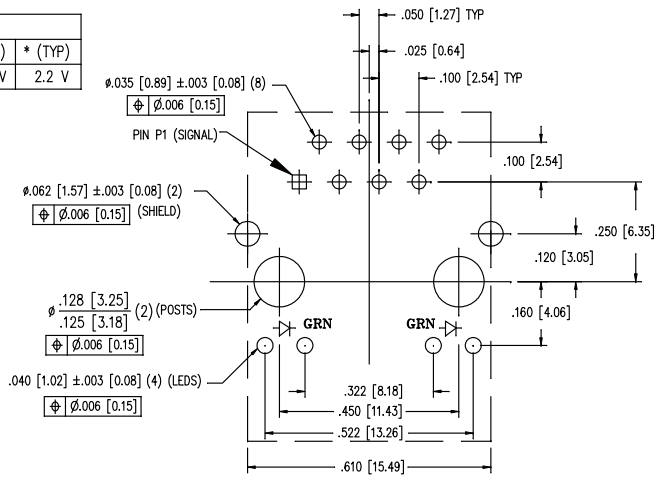
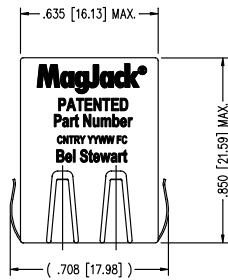
This document is electronically generated. This is a controlled copy if used internally

THE INFORMATION CONTAINED HEREIN IS CONSIDERED "PROPRIETARY" TO BEL FUSE INC. AND SHALL NOT BE COPIED, REPRODUCED OR DISCLOSED WITHOUT THE WRITTEN APPROVAL OF BEL FUSE INC.



LED SPECIFICATION				
STANDARD LED	WAVELENGTH	Forward V (MAX)	* (TYP)	
GREEN	565 nm	2.5 V	2.2 V	

\*WITH A FORWARD CURRENT OF 20 mA (TYP)

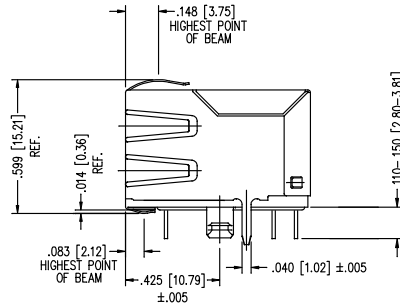
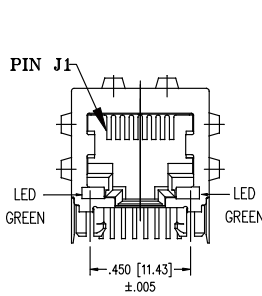


P.C.B. RECOMMENDED HOLE LAYOUT  
SEEN FROM COMPONENT SIDE

ALL CENTERLINE DIMENSIONS ARE BASIC.

NOTES:

- CONNECTOR MATERIALS:  
HOUSING: THERMOPLASTIC UL94 V-0  
CONTACT/SHIELD: COPPER ALLOY  
SHIELD PLATING: NICKEL OR TIN  
CONTACT PLATING: SELECTIVE GOLD,  
50 MICRO-INCHES MIN. IN CONTACT AREA.
- PIN NOT ELECTRICALLY CONNECTED MAYBE OMITTED.  
SEE ELECTRICAL DRAWING FOR OMITTED PINS.
- TOLERANCES COMPLY WITH F.C.C. DIMENSION REQUIREMENTS.
- ALL TOLERANCES NOT OTHERWISE SPECIFIED TO BE  $\pm .005 [0.13]$
- WAVE SOLDER COMPATIBLE - PREHEAT 125°C/90SECS.



ORIGINATED BY	DATE	TITLE
Bain Liu	08-31-09	<b>MagJack®</b> 10/100BT TAB DOWN, SHIELDED PATENTED
DRAWN BY	DATE	
Bain Liu	08-31-09	

PART NO. / DRAWING NO.	STANDARD DIM.	[ ] METRIC DIM. AS REFERENCE
SI-60134-F	TOL. IN INCH	UNIT : INCH [mm]
FILE NAME	.X .XX .XXX	SCALE : N/A
SI-60134-F.DWG	±0.005	REV. : A0
		SIZE : A4
		PAGE : 3

FILE NAME	STANDARD DIM.	[ ] METRIC DIM. AS REFERENCE
SI-60134-F.DWG	TOL. IN INCH	UNIT : INCH [mm]
	.X .XX .XXX	SCALE : N/A
	±0.005	REV. : A0
		SIZE : A4
		PAGE : 3

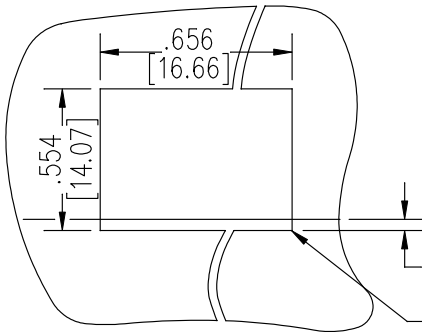
FILE NAME	STANDARD DIM.	[ ] METRIC DIM. AS REFERENCE
SI-60134-F.DWG	TOL. IN INCH	UNIT : INCH [mm]
	.X .XX .XXX	SCALE : N/A
	±0.005	REV. : A0
		SIZE : A4
		PAGE : 3



FM996185 REV B1

This document is electronically generated. This is a controlled copy if used internally

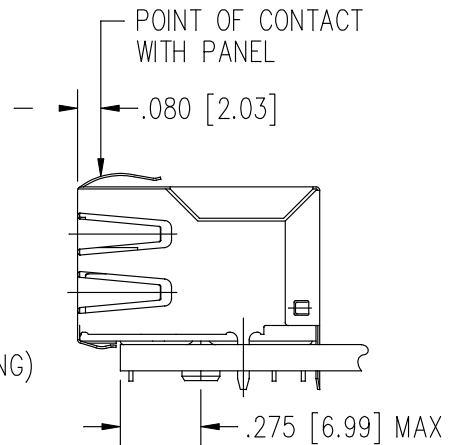
THE INFORMATION CONTAINED HEREIN IS CONSIDERED "PROPRIETARY" TO BEL FUSE INC. AND SHALL NOT BE COPIED, REPRODUCED OR DISCLOSED WITHOUT THE WRITTEN APPROVAL OF BEL FUSE INC.



SUGGESTED PANEL OPENING

.000 (TOP OF PCB TO BOTTOM OF OPENING)

.010 [0.25] MAX. RADIUS(4)



1. THE SUGGESTED PANEL OPENING IS INTENDED TO GIVE THE USER THE ABILITY TO HAVE REASONABLE JACK / PANEL CLEARANCES YET MAINTAIN RELIABLE GROUNDING CAPABILITY.
2. ALL TOLERANCES NOT OTHERWISE SPECIFIED TO BE  $\pm 0.005$  [0.13]

ORIGINATED BY <b>Bain Liu</b>	DATE <b>08-31-09</b>	TITLE <b>MagJack® 10/100BT TAB DOWN, SHIELDED PATENTED</b>	PART NO. / DRAWING NO. <b>SI-60134-F</b>	STANDARD DIM. TOL. IN INCH	[ ] METRIC DIM. AS REFERENCE
DRAWN BY <b>Bain Liu</b>	DATE <b>08-31-09</b>		FILE NAME <b>SI-60134-F.DWG</b>	.X .XX .XXX	UNIT : INCH [mm] SCALE : N/A
				±0.005	REV. : A0 SIZE : A4 PAGE : 4



FM996185 REV B1

This document is electronically generated. This is a controlled copy if used internally