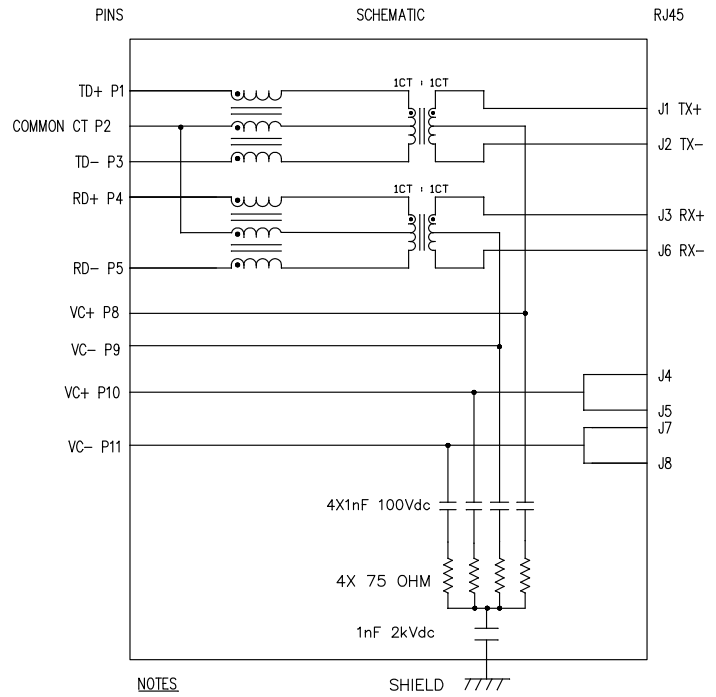


THE INFORMATION CONTAINED HEREIN IS CONSIDERED "PROPRIETARY" TO BEL FUSE INC. AND SHALL NOT BE COPIED, REPRODUCED OR DISCLOSED WITHOUT THE WRITTEN APPROVAL OF BEL FUSE INC.



ELECTRICAL CHARACTERISTICS @ 25°C

1.0 TURNS RATIO: (P1-P3):(J1-J2) (P4-P5):(J3-J6)	1CT : 1CT ±2 1CT : 1CT ±2
2.0 DC RESISTANCE: (P1-P3):(P4-P5) (J1-J2):(J3-J6)	1.4 OHMS 1.2 OHMS
3.0 INDUCTANCE: (P1-P3) (P4-P5)	350uH MIN. @ 0.1V, 100KHz, 8mA DC BIAS 350uH MIN. @ 0.1V, 100KHz, 8mA DC BIAS
4.0 LEAKAGE INDUCTANCE: (P4-P5) WITH J6 AND J3 SHORT (P1-P3) WITH J2 AND J1 SHORT	0.3uH MAX. @ 1MHz 0.3uH MAX. @ 1MHz
5.0 INTERWINDING CAPACITANCE: (P4,P5) TO (J3,J6) (P1,P2,P3) TO (J1,J2)	30pF TYP @ 1MHz 30pF TYP @ 1MHz
6.0 RETURN LOSS: (P1-P3)=100 OHMS REF. AND (P4-P5)=100 OHM REF. 1MHz TO 30MHz 30MHz TO 60MHz 60MHz TO 80MHz	-18dB MIN. -(19-20LOG(f/30MHz)) 12dB MIN.
7.0 DIELECTRIC WITHSTAND: (J3,J6) TO (P4,P5) (J1,J2) TO (P1,P3)	1500Vms 1500Vrms
8.0 INSERTION LOSS: RS=RL=100 OHMS 1MHz-65MHz	-1dB MAX
9.0 RISE TIME: RS=RL=100 OHMS OUTPUT VOLTAGE = 1V PEAK PULSE WIDTH = 112ns	3.0ns MAX 3.0ns MAX
10.0 CROSS TALK: 1MHz-65MHz	-35dB MIN.
11.0 CM TO CM ATTENUATION: 30MHz TO 100MHz 100MHz TO 130MHz	-30dB MAX. -20dB MAX.
12.0 BALANCED DC LINE CURRENT:	350mA MAX @ 57 VDC CONTINUOUS 500mA MAX @ 57 VDC FOR 200 MILLSECONDS



NOTES SHIELD

1.0 DESIGNED TO SUPPORT IEEE 802.3

ORIGINATED BY RS Zhang	DATE 04-12-10	TITLE MagJack® 10/100BT, PoE TAB UP, SHIELDED PATENTED	PART NO. / DRAWING NO. SI-52008-F	STANDARD DIM. TOL. IN INCH	[] METRIC DIM. AS REFERENCE		bel COMPONENTS FOR A CONNECTED PLANET
DRAWN BY RS Zhang	DATE 04-12-10		FILE NAME SI-52008-F.DWG	.X .XX .XXX	UNIT : INCH [mm] SCALE : N/A	REV. : B0 SIZE : A4	
			±0.005	⊕	PAGE : 2		

FM996185 REV B1


This document is electronically generated. This is a controlled copy if used internally

THE INFORMATION CONTAINED HEREIN IS CONSIDERED "PROPRIETARY" TO BEL FUSE INC. AND SHALL NOT BE COPIED, REPRODUCED OR DISCLOSED WITHOUT THE WRITTEN APPROVAL OF BEL FUSE INC.

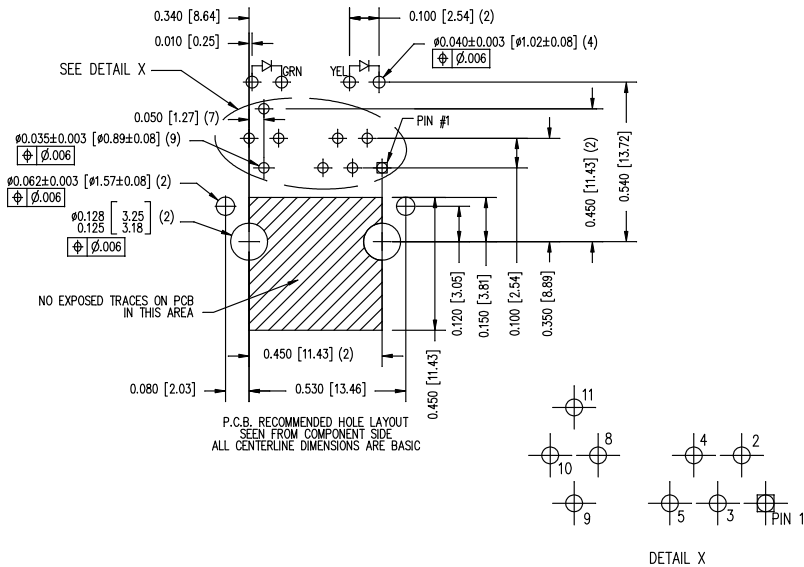
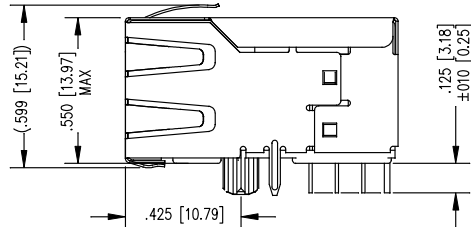
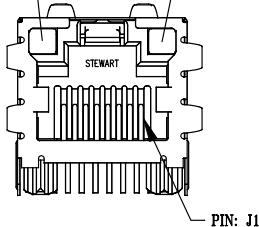


LED SPECIFICATION			
STANDARD LED	WAVELENGTH	FORWARD V (MAX)	* (TYP)
GREEN	565 nm	2.5 V	2.2 V
YELLOW	590 nm	2.5 V	2.1 V

*WITH A FORWARD CURRENT OF 20 mA (TYP)



GREEN YELLOW



NOTES:

- CONNECTOR MATERIALS:
HOUSING: THERMOPLASTIC UL94 V-0
CONTACT/SHIELD: COPPER ALLOY
SHIELD PLATING: NICKEL OR TIN
CONTACT PLATING: SELECTIVE GOLD,
50 MICRO-INCHES MIN. IN CONTACT AREA.
- PIN NOT ELECTRICALLY CONNECTED MAYBE OMITTED.
SEE ELECTRICAL DRAWING FOR OMITTED PINS.
- TOLERANCES COMPLY WITH F.C.C. DIMENSION REQUIREMENTS.
- ALL TOLERANCES NOT OTHERWISE SPECIFIED TO BE ±.005 [0.13]
- REFLOW AND WAVE SOLDER COMPATIBLE -260°C FOR 10 SECONDS MAX.

ORIGINATED BY	DATE	TITLE
RS Zhang	04-12-10	MagJack® 10/100BT, PoE TAB UP, SHIELDED PATENTED
DRAWN BY	DATE	
RS Zhang	04-12-10	

PART NO. / DRAWING NO.	STANDARD DIM.	[] METRIC DIM. AS REFERENCE
SI-52008-F	TOL. IN INCH	UNIT : INCH [mm]
FILE NAME	.X .XX .XXX	SCALE : N/A
SI-52008-F.DWG	±0.005	REV. : B0
		SIZE : A4
		PAGE : 3

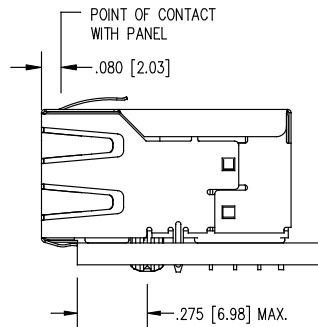
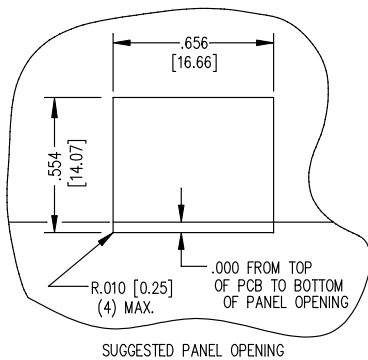
COMPONENTS FOR A COMPLETE PLANET



FM996185 REV B1

This document is electronically generated. This is a controlled copy if used internally

THE INFORMATION CONTAINED HEREIN IS CONSIDERED "PROPRIETARY" TO BEL FUSE INC. AND SHALL NOT BE COPIED, REPRODUCED OR DISCLOSED WITHOUT THE WRITTEN APPROVAL OF BEL FUSE INC.



1. THE SUGGESTED PANEL OPENING IS INTENDED TO GIVE THE USER THE ABILITY TO HAVE REASONABLE JACK / PANEL CLEARANCES YET MAINTAIN RELIABLE GROUNDING CAPABILITY.
2. ALL TOLERANCES NOT OTHERWISE SPECIFIED TO BE ± 0.005 [0.13]

ORIGINATED BY	DATE	TITLE	PART NO. / DRAWING NO.	STANDARD DIM. TOL. IN INCH	[] METRIC DIM. AS REFERENCE
RS Zhang	04-12-10	MagJack® 10/100BT,PoE TAB UP, SHIELDED PATENTED	SI-52008-F	.X	UNIT : INCH [mm]
DRAWN BY	DATE		FILE NAME	.XX	SCALE : N/A
RS Zhang	04-12-10		SI-52008-F.DWG	.XXX ±0.005	REV. : B0 SIZE : A4 PAGE : 4



FM996185 REV B1

This document is electronically generated. This is a controlled copy if used internally