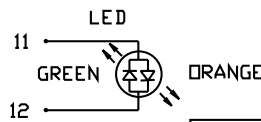


INTEGRATED CONNECTOR MODULES
0863-2X4R-54-F Gigabit Ethernet MagJack® 2 x 4 with LEDs



BI-COLOR LED POLARITY		
PIN	GREEN	ORANGE
11	-	+
12	+	-



ELECTRICAL CHARACTERISTICS @ 25°C

URNS RATIO

TP1	1CT : 1CT ±2%
TP2	1CT : 1CT ±2%
TP3	1CT : 1CT ±2%
TP4	1CT : 1CT ±2%

ΩCL @ 100kHz/100mVRMS

8mA DC BIAS	350μH MIN.
-------------	------------

INS. LOSS

0.1MHz TO 1MHz	-1.1 dB MAX
1MHz TO 65MHz	-0.5 dB MAX
65MHz TO 100MHz	-0.8 dB MAX
100MHz TO 125MHz	-1.2 dB MAX

RET. LOSS (MIN)

0.5MHz-40MHz	-18 dB
40MHz-100MHz	-12+20LOG(F/80MHz) dB

CM TO CM REJ

100kHz - 100MHz	-30 dB MIN
-----------------	------------

CM TO DM REJ

100kHz - 100MHz	-35 dB MIN
-----------------	------------

HIPOT (Isolation Voltage):

1500 Vrms

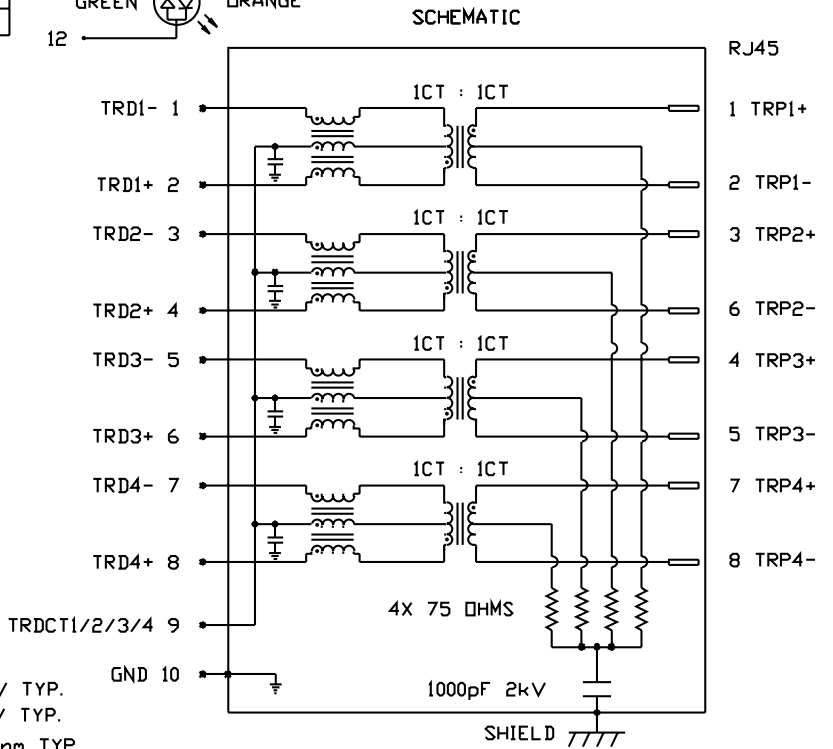
LED

VF (FORWARD VOLTAGE)

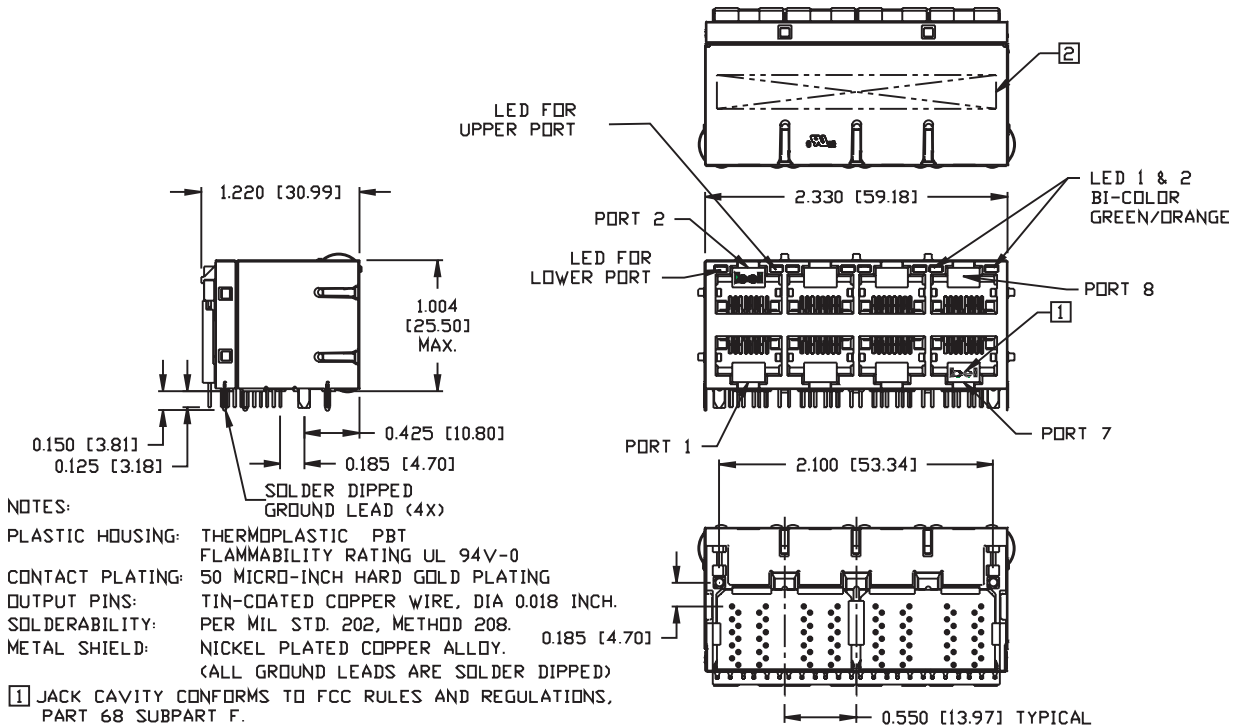
IF=20mA GREEN 2.2V TYP.
 ORANGE 2.0V TYP.

λD (DOMINANT WAVELENGTH)

IF=20mA GREEN 565nm TYP.
 ORANGE 610nm TYP.



INTEGRATED CONNECTOR MODULES
0863-2X4R-54-F Gigabit Ethernet MagJack® 2 x 4 with LEDs



NOTES:

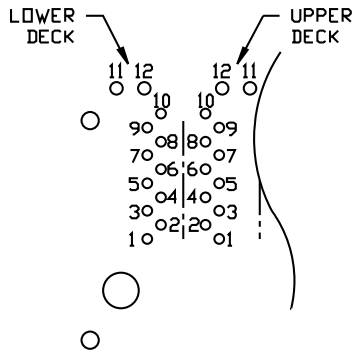
- PLASTIC HOUSING: THERMOPLASTIC PBT
FLAMMABILITY RATING UL 94V-0
 - CONTACT PLATING: 50 MICRO-INCH HARD GOLD PLATING
 - OUTPUT PINS: TIN-COATED COPPER WIRE, DIA 0.018 INCH.
 - SOLDERABILITY: PER MIL STD. 202, METHOD 208.
 - METAL SHIELD: NICKEL PLATED COPPER ALLOY. 0.185 [4.70]
- (ALL GROUND LEADS ARE SOLDER DIPPED)

- 1 JACK CAVITY CONFORMS TO FCC RULES AND REGULATIONS, PART 68 SUBPART F.
- 2 MARK PART WITH MFG LOGO MFG, NAME, PART NUMBER, AND DATE CODE

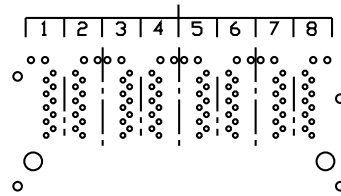
UL UL RECOGNIZED - FILE #E196366 AND E169987.
 RoHS COMPLIANT, PER EU DIRECTIVE 2002/95/EC

MagJack®

INTEGRATED CONNECTOR MODULES
0863-2X4R-54-F Gigabit Ethernet MagJack® 2 x 4 with LEDs

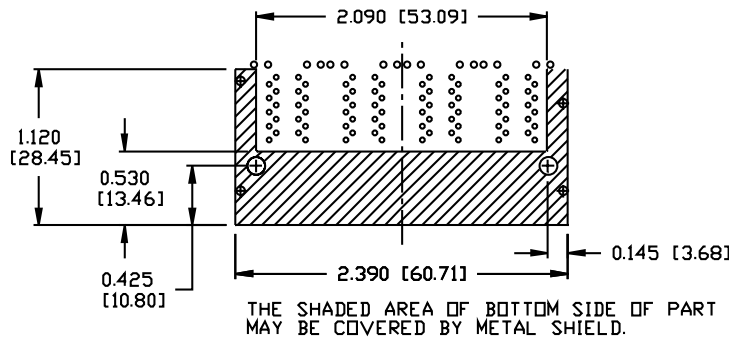


PORT ASSIGNMENT
(COMPONENT SIDE VIEW)

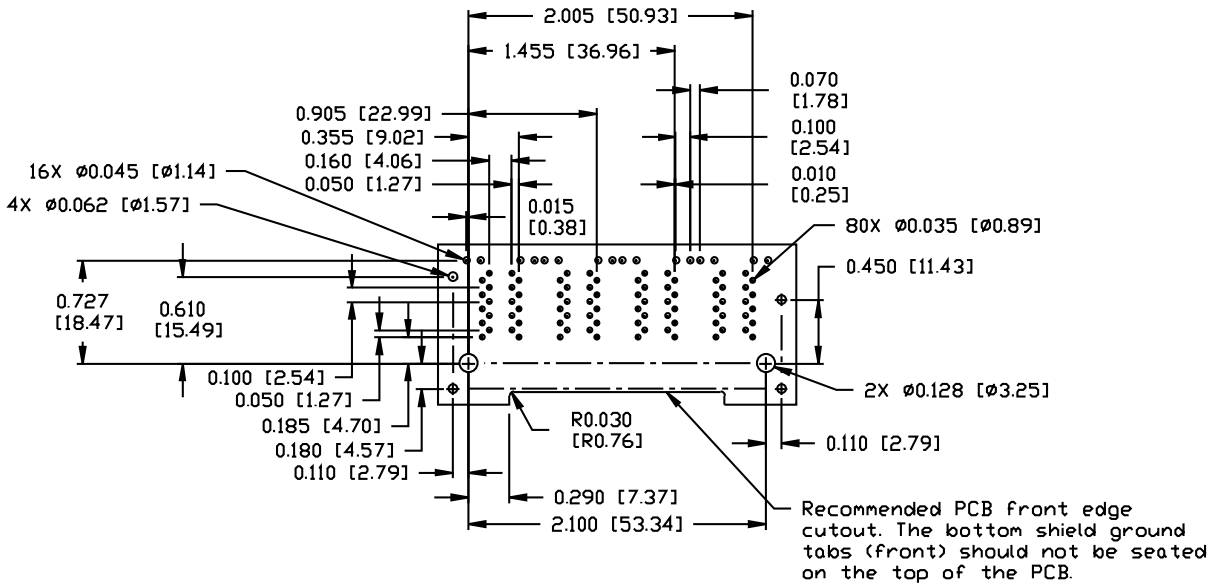


PIN-OUT INFORMATION
(COMPONENT SIDE VIEW)

12	GRN (+)/DRG (-)
11	GRN (-)/DRG (+)
10	GND
9	TRCT1/2/3/4
8	TRD 4+
7	TRD 4-
6	TRD 3+
5	TRD 3-
4	TRD 2+
3	TRD 2-
2	TRD 1+
1	TRD 1-



INTEGRATED CONNECTOR MODULES
0863-2X4R-54-F Gigabit Ethernet MagJack® 2 x 4 with LEDs

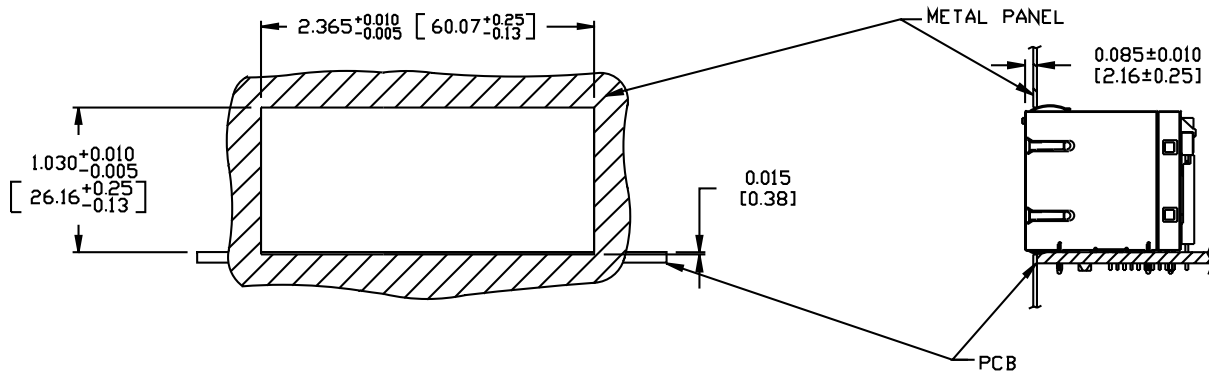


SUGGESTED FOOTPRINT
 (COMPONENT SIDE VIEW)

INTEGRATED CONNECTOR MODULES
0863-2X4R-54-F Gigabit Ethernet MagJack® 2 x 4 with LEDs



SUGGESTED PANEL OPENING



NOTES:

THE DISTANCE OF PANEL INSIDE SURFACE RELATIVE TO FRONT SURFACE OF PART IS ONLY A SUGGESTION. IN CASE THIS DISTANCE IS DIFFERENT, THE REQUIRED PANEL OPENING DIMENSIONS CHANGE ACCORDINGLY.

PACKING INFORMATION

OR PACKING TRAY : 0200-9999-E7 (TOP)
 0200-9999-E8 (BOTTOM)

PACKING QUANTITY : 20 PCS FINISHED GOODS PER TRAY
 7 TRAY (140 PCS FINISHED GOODS) PER CARTON BOX

NOTE : CARDBOARDS ARE PLACED BETWEEN LAYERS OF PACKING TRAY INSIDE CARTON BOX
 (INCLUDE THE UPPERMOST AND LOWERMOST TRAY)