

## INTEGRATED CONNECTOR MODULES

### 0862-1J1T-43-F Gigabit Ethernet MagJack® Combo with LEDs



LED1 POLARITY			LED2 POLARITY			
PIN 11	PIN 12	COLOR	PIN 15	PIN 14	PIN 13	COLOR
-	+	YELLOW	-	+	-	ORANGE
-	+	YELLOW	-	+	-	GREEN
-	+	YELLOW	-	+	-	MIXED YELLOW

#### ELECTRICAL CHARACTERISTICS @ 25°C

**URNS RATIO**

TP1 1CT : 1CT ±2%  
 TP2 1CT : 1CT ±2%  
 TP3 1CT : 1CT ±2%  
 TP4 1CT : 1CT ±2%

**DCL @ 100kHz/100mVRMS**  
 8mA DC BIAS 350µH MIN.

**INS. LOSS**  
 1MHz TO 100MHz -1.2 dB MAX

**RET. LOSS (MIN) @ 100OHMS ±15%**  
 0.5MHz-40MHz -18 dB  
 40MHz-100MHz -12+20LOG(f/80MHz) dB

**Cross Talk**  
 Ch1-Ch2, Ch2-Ch3, Ch3-Ch4, Ch4-Ch1, Ch2-Ch4, Ch3-Ch1  
 1MHz - 30MHz -35dB MIN  
 30MHz - 80MHz -24dB MIN  
 80MHz - 100MHz -25dB MIN

**CM TO CM REJ**  
 100kHz - 100MHz -30 dB MIN

**CM TO DM REJ**  
 100kHz - 100MHz -35 dB MIN

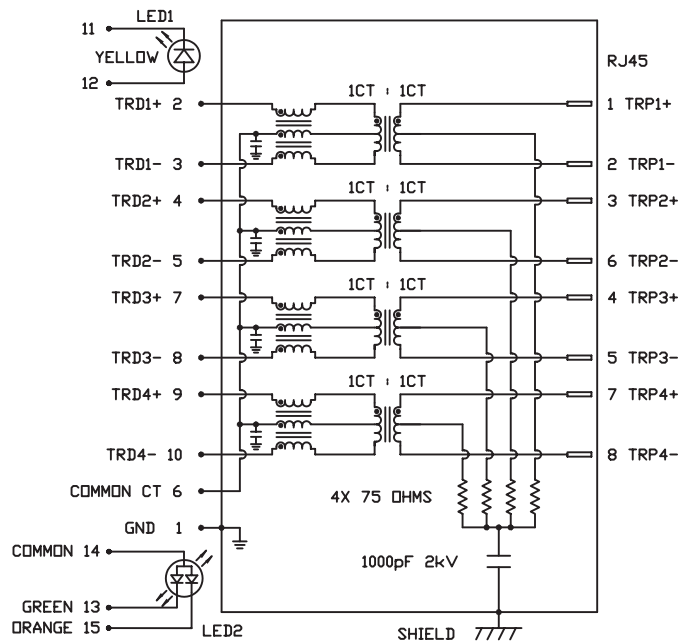
**HIPOT (Isolation Voltage):** 1500 Vrms or 2250 VDC  
 100% OF PRODUCT TESTED IN PRODUCTION

**LED 1**  
 VF (FORWARD VOLTAGE) IF=20mA YELLOW GREEN 2.1V TYP.  
 λD (DOMINANT WAVELENGTH) IF=20mA YELLOW GREEN 590nm TYP.

**LED 2**  
 VF (FORWARD VOLTAGE) IF=20mA YELLOW GREEN 2.2V TYP.  
 AMBER 2.1V TYP.  
 λD (DOMINANT WAVELENGTH) IF=20mA YELLOW GREEN 570nm TYP.  
 AMBER 607nm TYP.

MIXED YELLOW DOES NOT HAVE SPECIFIC WAVELENGTH.

**USB ELECTRICAL:**  
 INSULATION RESISTANCE: 1000 MEGA Ω (MIN)  
 CONTACT RESISTANCE: 25 MILLI Ω (MAX)  
 DIELECTRIC WITHSTANDING: 750 VAC

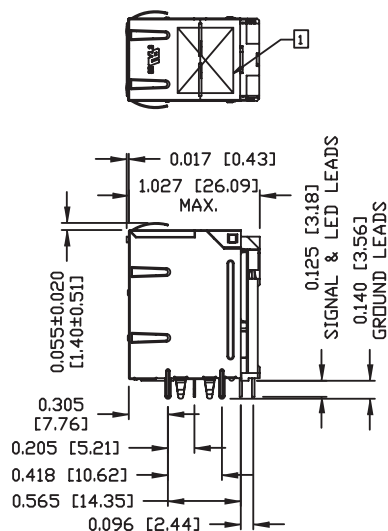
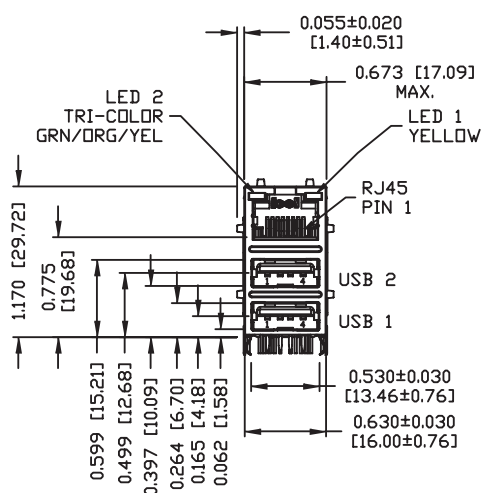


## INTEGRATED CONNECTOR MODULES

### 0862-1J1T-43-F Gigabit Ethernet MagJack® Combo with LEDs



#### MECHANICAL SPECIFICATION



#### RJ45 MECHANICAL:

PLASTIC HOUSING: THERMOPLASTIC PBT  
 FLAMMABILITY RATING UL 94V-0  
 CONTACT PLATING: 30 MICRO-INCH HARD GOLD PLATING  
 PINS: TIN-COATED COPPER WIRE, DIA 0.018 INCH.  
 METAL SHIELD: NICKEL PLATED ON COPPER ALLOY.  
 (ALL GROUND LEADS ARE SOLDER DIPPED)

☐ MARK PART WITH MFG LOGO, MFG NAME, PART NUMBER, AND DATE CODE.

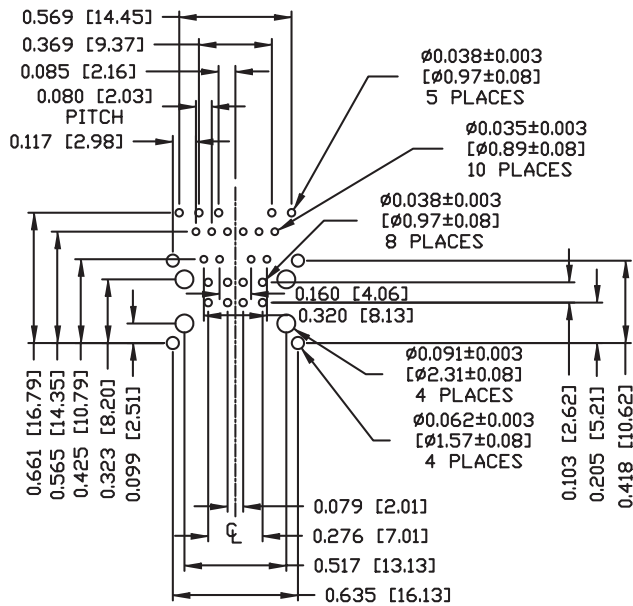
2. RoHS COMPLIANCE, PER EU DIRECTIVE 2002/95/EC.

• UL RECOGNIZED - FILE #E196366 AND E169987.

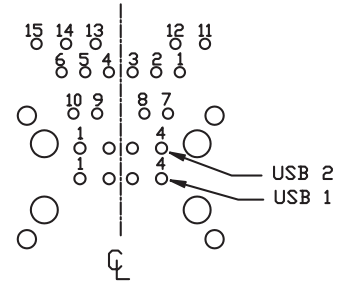
#### USB MECHANICAL:

MATING FORCE: 35 NEWTONS MAXIMUM  
 UNMATING FORCE: 10 NEWTONS MINIMUM  
 CONTACT: PROSPER BRONZE,  
 30 MICRO-INCH GOLD PLATING  
 ON CONTACT AREA AND LEAD-FREE  
 TIN ON SOLDER TAIL.

**INTEGRATED CONNECTOR MODULES**  
**0862-1J1T-43-F Gigabit Ethernet MagJack® Combo with LEDs**

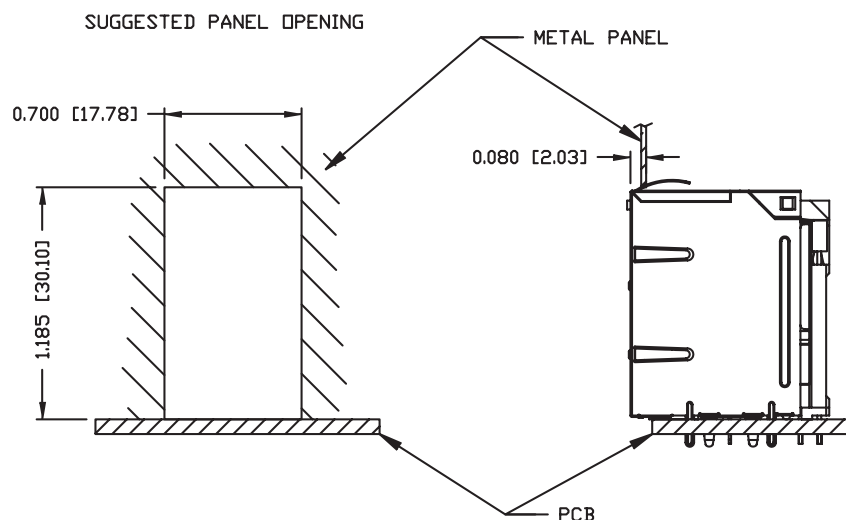


RECOMMENDED PCB FOOTPRINT  
 COMPONENT SIDE VIEW



PIN ASSIGNMENT  
 SCALE 3/2

**INTEGRATED CONNECTOR MODULES**  
**0862-1J1T-43-F Gigabit Ethernet MagJack® Combo with LEDs**



NOTE:  
 THE DISTANCE OF PANEL INSIDE SURFACE RELATIVE TO FRONT SURFACE OF PART IS ONLY A SUGGESTION.  
 IN CASE THIS DISTANCE IS DIFFERENT, THE REQUIRED PANEL OPENING DIMENSIONS CHANGE ACCORDINGLY.

**PACKING INFORMATION**

PACKING TRAY : 0200-9999-A3

PACKING QUANTITY : 42 PCS FINISHED GOODS PER TRAY

10 TRAYS (420PCS FINISHED GOODS) PER CARTON BOX

NOTE : CARDBOARDS ARE PLACED BETWEEN LAYERS OF PACKING TRAY INSIDE CARTON BOX  
 (INCLUDE THE UPPERMOST AND LOWERMOST TRAY)