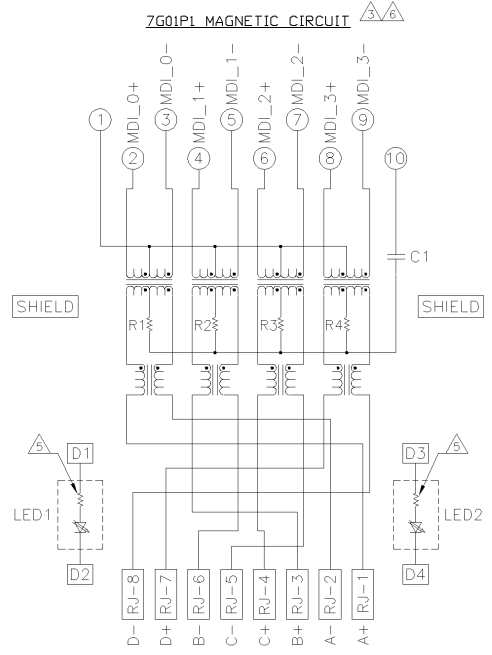
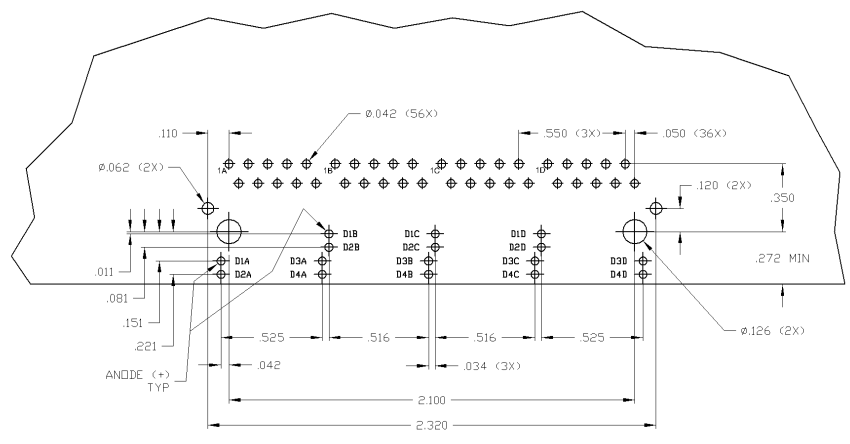
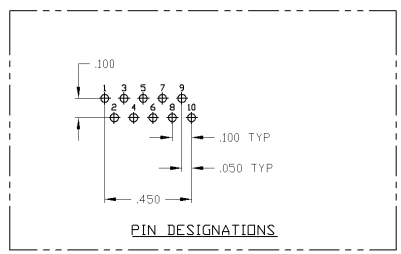


ELECTRICAL:



C1 = 1000 pF, 2KV CAPACITOR
 R1-R4 = 75 OHMS, 1/16W RESISTORS



THIS DRAWING IS A CONTROLLED DOCUMENT.		REV. NO.	DATE	BY	APP.
1	11/11/00	AA			

DESCRIPTION	REVISION	DATE	BY	APP.
108-2100	1	11/11/00		

REV. NO.	DATE	BY	APP.
1	11/11/00		

REV. NO.	DATE	BY	APP.
1	11/11/00		

Yeo Electronics

114 MAGNETIC MODULAR JACK, 7G01P1 SCHEMATIC,
 (10 PIN HORIZONTAL), 7G01P1 MAGNETIC CIRCUIT,
 DECOUPLING CAPACITOR, WITH RESISTOR LEADS

SEE [Symbol] FOR [Symbol] IN [Symbol]

DATE: 11/11/00

BY: [Signature]

APP: [Signature]

CUSTOMER DRAWING

REV. 4-1

SHEET 2 OF 2