THIS DRAWING IS UNPUBLISHED. RELEASED FOR PUBLICATION
© COPYRIGHT BY TYCO ELECTRONICS CORPORATION. ALL RIGHTS RESERVED.

LOC	CHART
AA	22

REVISIONS

P	LTR	DESCRIPTION	DATE	DWN	APVD
	B	REV PER ECO-08-026073	04SEP2008	RQ	TX

MECHANICAL:

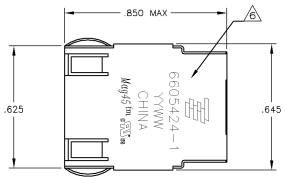

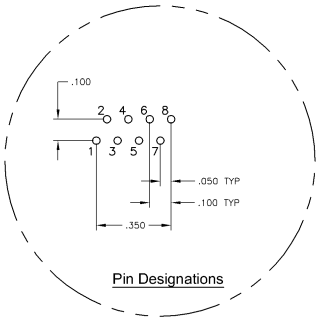

Pin Designations

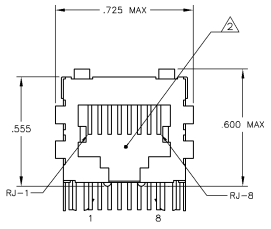

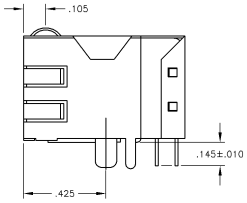

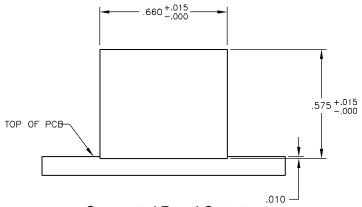

Suggested Panel Cutout

ELECTRICAL:

426 SERIES MAGNETIC CIRCUIT 3 5

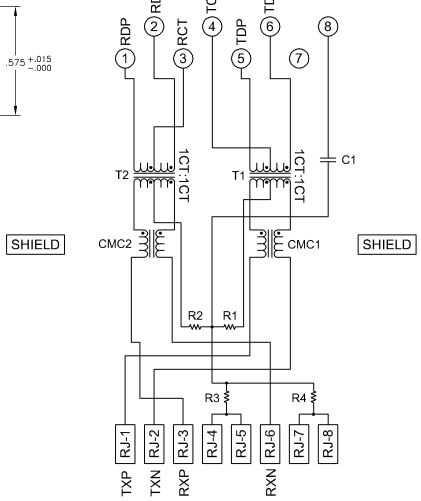

C1 = 1000 pF, 2kV CAPACITOR

R1–R4 = 75 OHMS, 1/16 W RESISTORS

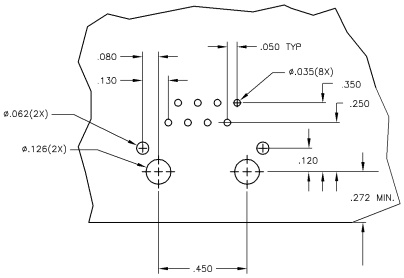

Suggested PCB Layout
(Component Side)

1 MATERIALS:
-HOUSING - THERMOPLASTIC PET POLYESTER FLAMMABILITY RATING UL 94V-0.
SHIELD - .010" THICK, C26800 BRASS PREPLATED WITH 30µINCH MIN SEMI-BRIGHT NICKEL. SOLDER TABS POST DIPPED WITH 100µINCH MIN SAC SOLDER.
MOD JACK CONTACTS - 0.0157 X 0.018" PHOSPHOR BRONZE, 50µINCH MIN OVERALL NICKEL UNDERPLATE WITH SELECT 50µINCH MIN HARD GOLD FINISH PLATE.
SOLDERTAILS WITH 100µINCH MIN MATTE TIN AND/OR SAC SOLDER DIP.

2 RJ45 JACK CAVITY CONFORMS TO FCC RULES AND REGULATIONS PART 68, SUB PART F.

3 MAGNETICS
-IMPEDANCE: 100 OHMS
-TURNS RATIO (CHIP-CABLE): TX = 1:1, RX = 1:1
-OPEN CIRCUIT INDUCTANCE (OCL): 350µH MIN @100kHz, 0.1VRMS, 8mADC BIAS FROM 0°C TO 70°C, TX AND RX
-PERFORMANCE @ 25°C:
INSERTION LOSS (IL): 1.1dB MAX FROM 0.5MHz TO 100MHz
RETURN LOSS (RL): 18dB MIN FROM 0.5MHZ TO 30MHz
18-20LOG(f/30)dB MIN FROM 30.1MHz TO 60MHz
12dB MIN FROM 60.1MHz TO 80MHz
CROSSTALK ATTENUATION: 35dB MIN FROM 0.5MHz TO 40MHz
33-20*LOG(f/50)dB MIN FROM 40.1MHz TO 100MHz
COMMON MODE REJECTION RATIO (CMRR): 30dB MIN FROM 0.5MHz TO 100MHz
-ISOLATION VOLTAGE: COMPLIES WITH IEEE802.3 2002, PARA 23.5.1.1, ITEM b.

4. OPERATING TEMPERATURE: FROM 0°C TO +70°C

5 INDICATED CONNECTIONS ARE FOR NIC CONFIGURATION. THE MAGNETICS ARE SYMMETRICAL, AND SUPPORTS AUTO-MDI/MDIX.

6 TYCO ELECTRONICS LOGO, PART NUMBER, DATE CODE, COUNTRY OF ORIGIN AND AGENCY APPROVAL MARKING IN APPROXIMATE LOCATION SHOWN.

7. THE PART IS RECOMMENDED FOR WAVE SOLDERING PROCESS, PREHEAT TEMPERATURE IS 120°C TO 160°C, 120 SECONDS TO 180 SECONDS, PEAK SOLDERING TEMPERATURE IS 260 °C MAX, 10 SECONDS MAX.

6605424-1
PART NUMBER

THIS DRAWING IS A CONTROLLED DOCUMENT.

DIMENSIONS: INCHES

TOLERANCES UNLESS OTHERWISE SPECIFIED:
2 PLC ± -
3 PLC ± .010
4 PLC ± .015
5 PLC ± .005
6 PLC ± -
ANGLES ± -

MATERIAL 1 FINISH 1

DRN: G. ATTADA – 06MAR2005
CHK: D. FAROLE – 06MAR2005
APVD: D. FAROLE – 06MAR2005
PRODUCT SPEC: 108-2100
APPLICATION SPEC: –
WEIGHT: –
CUSTOMER DRAWING

Tyco Electronics
Tyco Electronics Corporation
ChangPing, China

TITLE: 1X1 MAG45(TM), MODULAR JACK, 4N2 SCHEMATIC, 426 SERIES CIRCUIT, SHIELDED, DECOUPLING CAPACITOR, NO LEDS

SIZE A1 | CAGE CODE 00779 | DRAWING NO C-6605424 | RESTRICTED TO –

SCALE NTS | SHEET 1 OF 1 | REV B

AMP 4805 REV 21MAR2000

Downloaded from Elcodis.com electronic components distributor