THIS DRAWING IS UNPUBLISHED. RELEASED FOR PUBLICATION
© COPYRIGHT - BY TYCO ELECTRONICS CORPORATION. ALL RIGHTS RESERVED.

CAGE	SHEET
AA	22

REVISIONS

#	LTR	DESCRIPTION	DATE	DWN	APVD
	C	ECO-09-000298	10MAR2009	VL	LR

MECHANICAL:

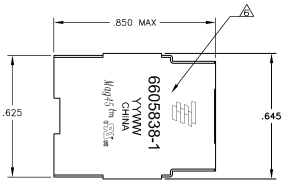

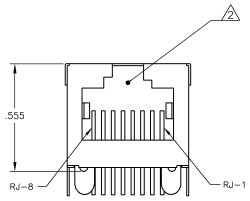

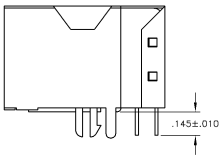

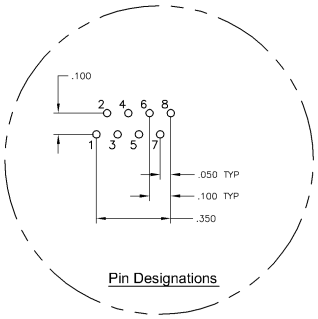

Pin Designations

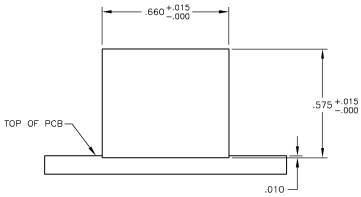

Suggested Panel Cutout

ELECTRICAL:

755 SERIES MAGNETIC CIRCUIT 3 5

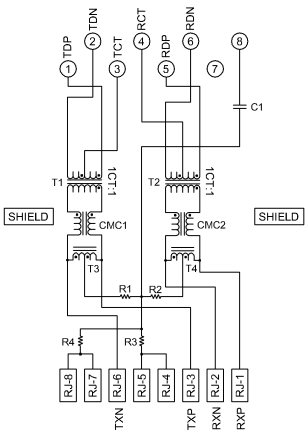

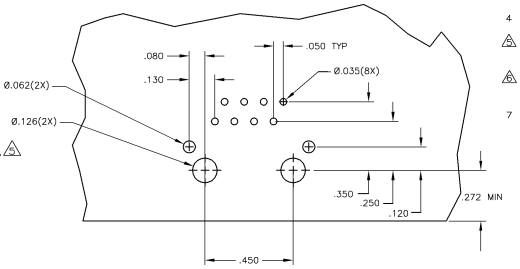

Suggested PCB Layout
(Component Side)

1 MATERIALS:
-HOUSING - THERMOPLASTIC PET POLYESTER FLAMMABILITY RATING UL 94V-0.
-SHIELD - .010" THICK, C26800 BRASS PREPLATED WITH 30µINCH MIN SEMI-BRIGHT NICKEL, SOLDER TABS POST DIPPED WITH 100µINCH MIN SAC SOLDER.
-MOD JACK CONTACTS - 0.0157" x 0.018" PHOSPHOR BRONZE, 50µINCH MIN OVERALL NICKEL UNDERPLATE, WITH SELECT 50µINCH MIN HARD GOLD FINISH PLATE. SOLDERTAILS WITH 100µINCH MIN MATTE TIN AND/OR SAC SOLDER DIP.

2 RJ45 JACK CAVITY CONFORMS TO FCC RULES AND REGULATIONS PART 68, SUB PART F.

3 MAGNETICS:
-IMPEDANCE: 100 OHMS
-TURNS RATIO (CHIP:CABLE): TX = 1:1, RX = 1:1
-OPEN CIRCUIT INDUCTANCE (OCL): 350uH MIN @100kHz, 0.1VRMS, 8mADC BIAS FROM 0°C TO 70°C, TX AND RX
-PERFORMANCE @ 25°C:
INSERTION LOSS (IL): 1.1dB MAX FROM 0.5MHz TO 100MHz
RETURN LOSS (RL): 18dB MIN FROM 0.5MHz TO 30MHz
18-20LOG(f/30)dB MIN FROM 30.1MHz TO 60MHz
12dB MIN FROM 60.1MHz TO 80MHz
CROSSTALK ATTENUATION: 35dB MIN FROM 0.5MHz TO 40MHz
33-20LOG(f/50)dB MIN FROM 40.1MHz TO 100MHz
COMMON MODE REJECTION RATIO (CMRR): 30dB MIN FROM 0.5MHz TO 100MHz
-ISOLATION VOLTAGE: COMPLIES WITH IEEE802.3 2002, PARA 23.5.1.1, ITEM b.

4 OPERATING TEMPERATURE: FROM 0°C TO +70°C.

5 INDICATED CONNECTIONS ARE FOR HUB CONFIGURATION. THE MAGNETICS ARE SYMMETRICAL, AND SUPPORT AUTO-MDI/MDIX.

6 TYCO ELECTRONICS LOGO, PART NUMBER, DATE CODE, COUNTRY OF ORIGIN AND AGENCY APPROVAL MARKING IN APPROXIMATE LOCATION SHOWN.

7 THE PART IS RECOMMENDED FOR WAVE SOLDERING PROCESS, PREHEAT TEMPERATURE IS 120°C TO 160°C, 120 SECONDS TO 180 SECONDS, PEAK WAVE SOLDERING TEMPERATURE IS 260°C MAX, 10 SECONDS MAX.

C1 = 1000 pF, 2KV CAPACITOR

R1-R4 = 75 OHMS, 1/16 W RESISTORS

6605838-1
PART NUMBER

THIS DRAWING IS A CONTROLLED DOCUMENT.

DIMENSIONS: INCHES
TOLERANCES UNLESS OTHERWISE SPECIFIED: 0 PLC ± - ; 1 PLC ± .1; 2 PLC ± .02; 3 PLC ± .005; 4 PLC ± -; ANGLES ± -
MATERIAL 1 FINISH 1

DWN L. VARELA - DOCKS 07MAR2006
CHK D. FAROLE 07MAR2006
APVD D. FAROLE 07MAR2006
PRODUCT SPEC 108-2100 5
APPLICATION SPEC —
WEIGHT —

Tyco Electronics — Tyco Electronics Corporation, ChangPing, China

NAME: 1X1 MAG45(TM), 7H2 SCHEMATIC, 755 SERIES CIRCUIT, DECOUPLING CAPACITOR, SHIELDED, NO PANEL GROUND TABS, NO LEDS

SIZE A1 | CAGE CODE 00779 | DRAWING NO C-6605838 | RESTRICTED TO —

CUSTOMER DRAWING | SCALE 1:1 | SHEET 1 OF 1 | REV C

AMP 4825 REV 31MAR2000

Downloaded from Elcodis.com electronic components distributor