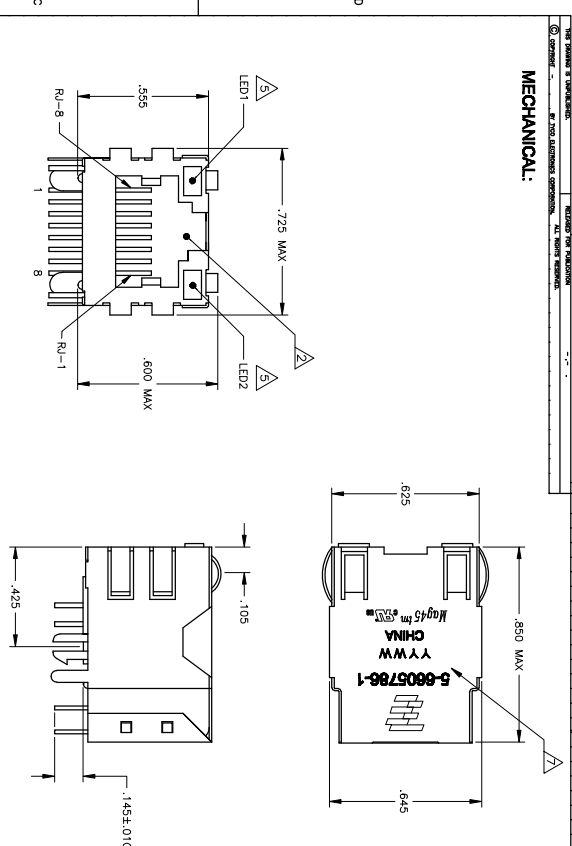
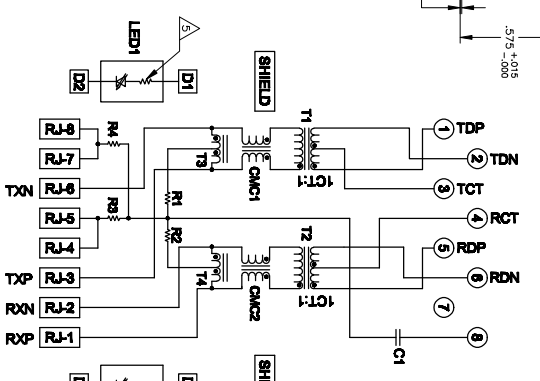


MECHANICAL:

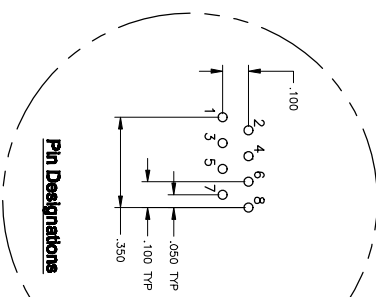


785 SERIES MAGNETIC CIRCUIT

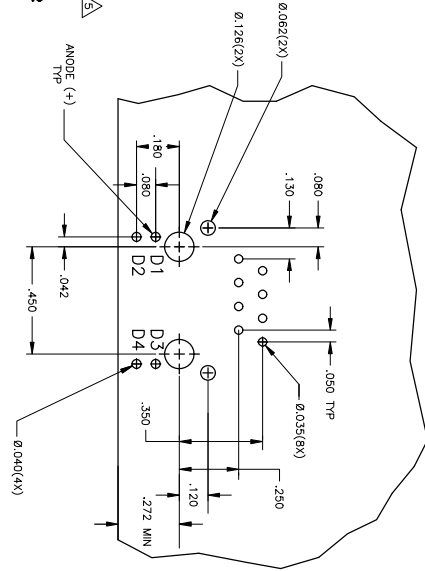


C1 = 1000 pF, 2KV CAPACITOR
R1-R9= 75 OHMS, 1/16 W RESISTORS

Pin Designations



**Suggested PCB Layout
(Component Side)**



REV	DATE	BY	CHK	DESCRIPTION
AA	2/27	WT	WT	REVISIONS
B				REV PER ECO-08-026521

REV	DATE	BY	CHK	DESCRIPTION
A	10/27/00	WT	WT	INITIALS - DESIGN
B	10/27/00	WT	WT	INITIALS - CHECKED
C	10/27/00	WT	WT	INITIALS - ASSEMBLY
D	10/27/00	WT	WT	INITIALS - TEST
E	10/27/00	WT	WT	INITIALS - SHIPPING