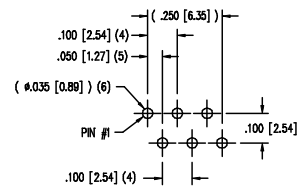
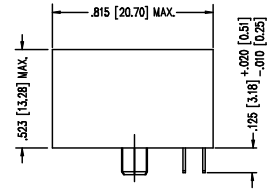
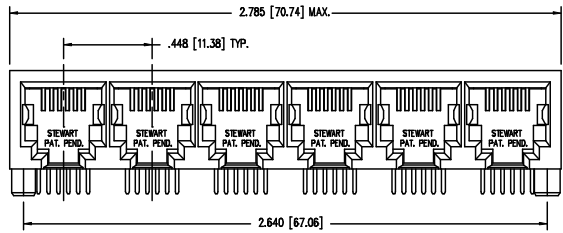
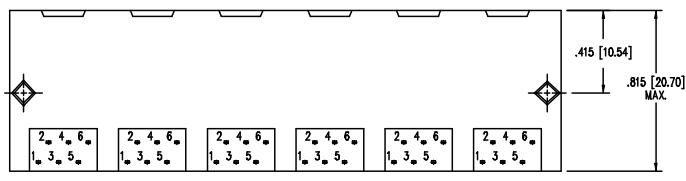


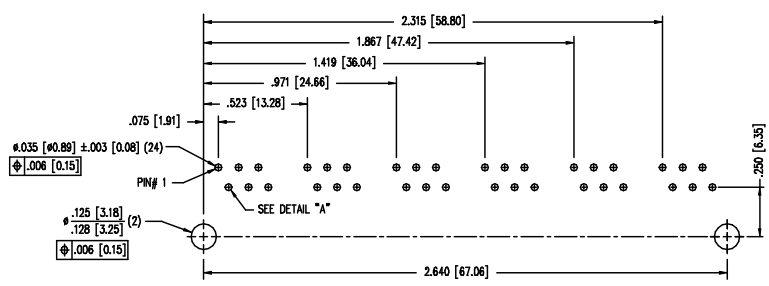
DATE	REV	ECN	APPD. BY
4/29/03	A2	5896	-
-	-	-	-



DETAIL "A"
TYPICAL HOLE LAYOUT
6 PLACES

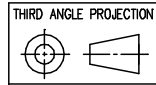


- NOTES:
- CONNECTOR MATERIALS:
HOUSING: THERMOPLASTIC UL94 V-0
CONTACTS: COPPER ALLOY
CONTACT PLATING: SELECTIVE GOLD IN CONTACT AREA
SEE CHART FOR PART NUMBER
 - FOR PRODUCT SPECIFICATION SEE PRO22-01.
 - TOLERANCES COMPLY WITH F.C.C. DIMENSION REQUIREMENTS.



P.C.B. RECOMMENDED HOLE LAYOUT
SEEN FROM COMPONENT SIDE
ALL CENTERLINE DIMENSIONS ARE BASIC.

50 MICRO-INCHES [1.27um]	SS-666606-NF-50
30 MICRO-INCHES [0.76um]	SS-666606-NF
CONTACT PLATING IN MATING AREA	PART NUMBER



DO NOT SCALE DRAWING
DRAWING IS SUBJECT TO CHANGE WITHOUT NOTICE

DIMENSIONS: INCHES [METRIC]

UNLESS OTHERWISE SPECIFIED
TOLERANCES ARE ±.005 [0.13]
ANGLES ARE ± 1°

SHEET NO. 1 OF 1



11118 Susquehanna Trail South
Chen Rock, PA 17327-9199
(717) 235-7512 Fax: (717) 235-7954
<http://www.stewartconnector.com>

TITLE: 6 PORT PCB HARMONICA JACK PAC UNSHIELDED, NON-FLANGED		DRN BY: DAB	DATE: 4/29/03
THIS DRAWING AND THE SUBJECT MATTER SHOWN THEREON ARE CONFIDENTIAL AND THE PROPRIETARY PROPERTY OF STEWART AND SHALL NOT BE REPRODUCED, COPIED OR USED IN ANY MANNER WITHOUT PRIOR WRITTEN CONSENT OF STEWART. THE SUBJECT MATTER MAY BE PATENTED OR A PATENT MAY BE PENDING.		CHKD BY: TRM	DATE: 5-2-03
		APPD BY: RGC	DATE: 5-13-03
DWG NO. CT660031	REV. A2		