

4

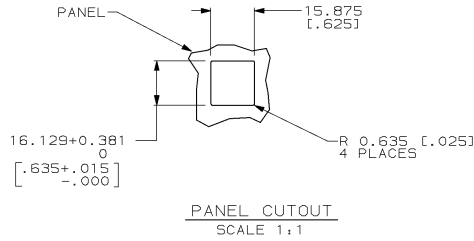
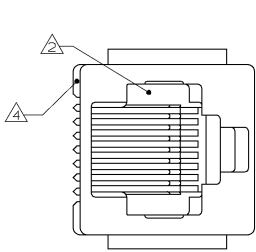
3

2

1

THIS DRAWING IS UNPUBLISHED. RELEASED FOR PUBLICATION BY AMP INCORPORATED. ALL RIGHTS RESERVED. COPYRIGHT 19

LOC	DIST	REV	DESCRIPTION	DATE	BY	APP'D
AA	22	S	REV, EC 0502-0328-97	04/JUN/97	DS	DW

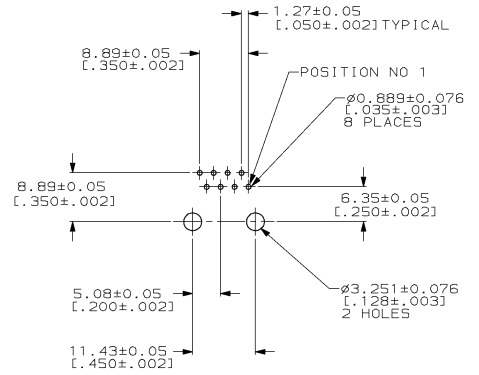
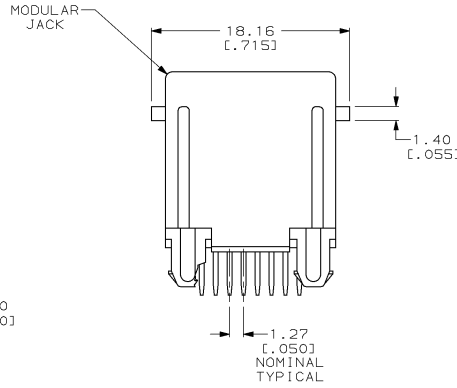
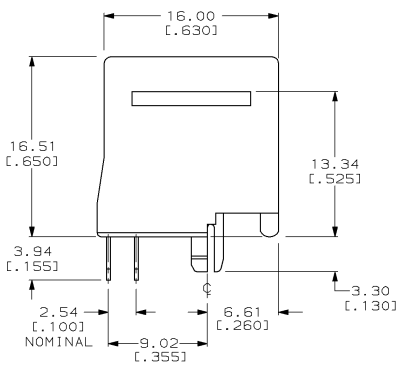


⚠ MATERIAL: HOUSING- PBT POLYESTER, BLACK. TERMINAL- 0.35 [.0138] THICK PHOS BRONZE PLATED WITH 1.27μm [.000050] THICK HARD GOLD IN LOCALIZED GOLD PLATE AREA AND 2.03μm [.000080] THICK TIN-LEAD IN SOLDER AREA OVER 1.27μm [.000050] THICK NICKEL UNDERPLATE.

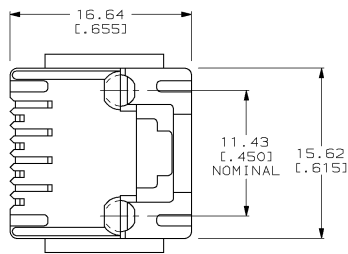
⚠ CAVITY CONFORMS TO FCC RULES AND REGULATIONS PART 68 AND REA BULLETIN 345-81, PE-76 SPECIFICATION FOR MODULAR TELEPHONE HARDWARE.

3. ALL DIMENSIONS SHOWN ARE MAXIMUM UNLESS OTHERWISE SPECIFIED.

⚠ VENDOR DESIGNATION SHALL BE THE LETTER "A" ON THIS SURFACE.



PRINTED CIRCUIT BOARD LAYOUT
NON-COMPONENT SIDE SHOWN
SCALE 2:1



8 CONTACTS		520259-4 PART NO	
DWN L. MUSTAR/WJA 6-12-95		AMP Incorporated Harrisburg, PA 17105-3608	
CHK N. JONES 6-15-95		AMP	
APP J. LAUBER 6-22-95		MODULAR JACK ASSEMBLY, TOP ENTRY, 8 POSITION, FLANGELESS, WITH PANEL STOPS	
PRODUCT SPEC 108-1163		SIZE C	FACE CODE 00779
APPLICATION SPEC 114-2048		DRAWING NO 520259	
MATERIAL FINISH		SCALE 4:1 SHEET 1 OF 1 REV 5	
CUSTOMER DRAWING			

CUSTOMER DRAWING

520259

A

J