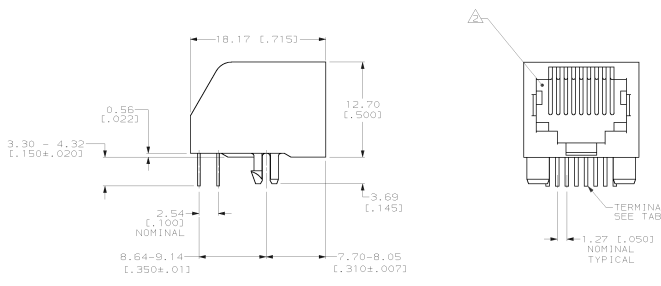
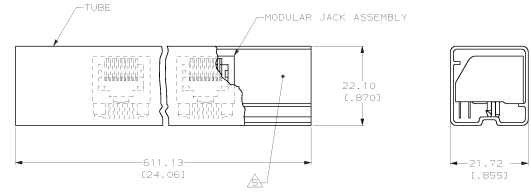
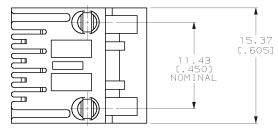


MAKING FROM OR UNDER OTHER PROTECTION
 THESE DRAWINGS ARE UNCLASSIFIED
 © COPYRIGHT 19 BY AMP INCORPORATED. ALL INTERNATIONAL RIGHTS RESERVED. RELEASED FOR PUBLICATION

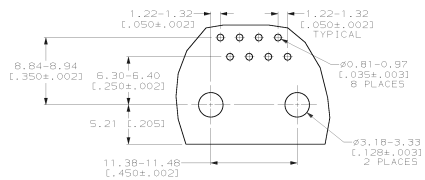
REV	DATE	DESCRIPTION	DATE	APP
AA	22	H		
		H	SUPERSEDED, -3, EC OUF0-0013-01	140999



- ⚠ MATERIAL:
HOUSING - PBT POLYESTER, SEE TABLE
TERMINAL - 0.35 [L.014] THICK PHOS
BRONZE PLATED WITH 1.27µm [L.000050]
MINIMUM THICK HARD GOLD IN LOCALIZED
GOLD PLATE AREA AND 2.05µm [L.000080]
MINIMUM THICK TIN LEAD IN SOLDER AREA
OVER 1.27µm [L.000050] THICK NICKEL
UNDERPLATE.
- ⚠ CAVITY CONFORMS TO FCC RULES AND
REGULATIONS PART 68, SUBPART F.
- ⚠ DIMENSIONS ARE MAXIMUM UNLESS
OTHERWISE SPECIFIED.
- ⚠ BULK PACKAGED IN A TRAY.
- ⚠ 37 ASSEMBLIES PACKAGED PER TUBE, SEE
DETAIL B.



DETAIL B
SCALE 2:1



SUGGESTED PRINTED CIRCUIT BOARD
MOUNTING HOLE LAYOUT
LAYOUT SHOWN FROM CIRCUIT SIDE OF BOARD

SUPERSEDED BY 555164-1

⚠	BLACK	B	555164-4
⚠	GRAY	B	555164-3
⚠	BLACK	B	555164-1
⚠	PACKAGED	HOUSING COLOR	TERMINALS REQUIRED
			PART NUMBER

DO NOT SCALE PRINT. UNLESS SPECIFIED DIMENSIONS IN mm (INCHES) TOLERANCES ON A 3 PL. DEC # ANGLES # MATERIAL	DR 11-9-85 D. STRAUSSER CHR 11-14-85 APPD 11-20-85 2. TIMES MATERIAL SPEC APPD 11-20-85 H. HUBBARTH MODT SPEC 108-1163	NAME MODULAR JACK ASSEMBLY, 8 POSITION, LOW PROFILE, RIGHT ANGLE, WITHOUT PANEL STOPS	AMP Incorporated Harrisburg, PA 17105-3608
FINISH	APPLICATION SPEC 114-2048	SIZE D	DRAWING NO 00779
NET WT		SCALE 4:1	SHEET 1 OF 1

THIS DRAWING IS A CONTROLLED DOCUMENT FOR
AMP INCORPORATED. IT IS SUBJECT TO CHANGE
AND THE ORIGINAL AND REVISIONS INFORMATION
SHOULD BE CONTACTED FOR THE LATEST REVISION.

CUSTOMER DRAWING