THIS DRAWING IS UNPUBLISHED. RELEASED FOR PUBLICATION ,19 .
© COPYRIGHT 19 BY AMP INCORPORATED. ALL RIGHTS RESERVED.

LOC	DIST
AA	22

REVISIONS

P	LTR	DESCRIPTION	DATE	DWN	APVD
	E	REV; EC 0502-0957-97	27FEB98	DS	DW

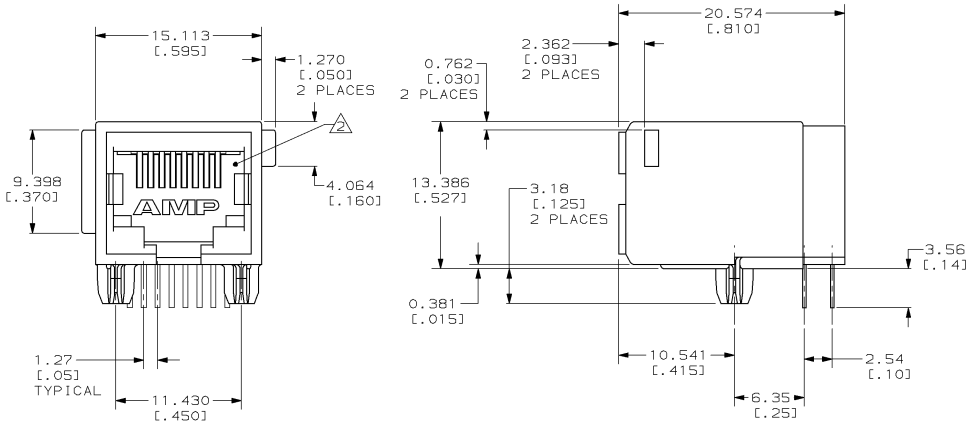

1. MATERIAL: HOUSING-HTN NYLON, BLACK, IR COMPATIBLE, UL 94V-0. TERMINALS - 0.33[.013] THICK PHOS BRONZE PLATED WITH 1.27µm[.000050] MINIMUM THICK HARD GOLD IN LOCALIZED AREA AND 3.81µm [.000150] MINIMUM THICK TIN-LEAD IN SOLDER AREA OVER 1.27µm[.000050] MINIMUM THICK NICKEL UNDERPLATE.

2. JACK CAVITY CONFORMS TO FCC RULES AND REGULATIONS, PART 68 SUBPART F.

3. ALL DIMENSIONS SHOWN ARE NOMINAL UNLESS OTHERWISE SPECIFIED.

4. CAUTION: CATEGORY 5 JACK SOLDER TAIL POSITIONS DO NOT FOLLOW SAME NUMBER SEQUENCE AS THAT OF TRADITIONAL JACKS.

5. USE #30 DRILL BIT OR 3.25mm DRILL BIT WHEN PRODUCING THESE PCB HOLES.

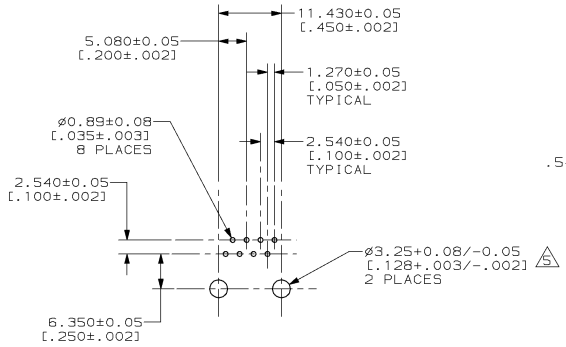

SUGGESTED PC BOARD LAYOUT
COMPONENT SIDE
SCALE 2:1

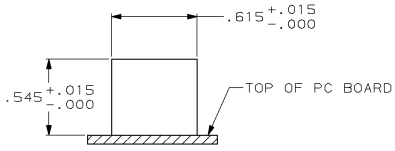

SUGGESTED PANEL CUTOUT
SCALE 2:1

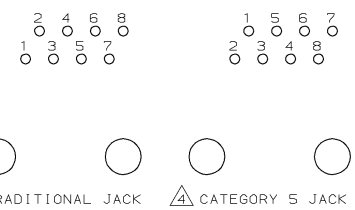

TRADITIONAL JACK 4 CATEGORY 5 JACK

558343-1
PART NO.

THIS DRAWING IS A CONTROLLED DOCUMENT FOR AMP INCORPORATED. IT IS SUBJECT TO CHANGE AND THE CONTROLLING ENGINEERING ORGANIZATION SHOULD BE CONTACTED FOR THE LATEST REVISION.

DIMENSIONS: mm [INCHES]
TOLERANCES UNLESS OTHERWISE SPECIFIED:
0 PLC ±-
1 PLC ±-
2 PLC ±0.254[.01]
3 PLC ±0.127[.005]
4 PLC ±-
ANGLES ±-
MATERIAL 1
FINISH 1

DWN	T. PITTS 2-2-94
CHK	B. FOX 2-16-94
APVD	G. REED 2-16-94
PRODUCT SPEC	108-1163
APPLICATION SPEC	114-2048
WEIGHT	-
CUSTOMER DRAWING	

AMP Incorporated
Harrisburg, PA 17105-3608

NAME: MODULAR JACK ASSEMBLY, 8 POSITION, RIGHT ANGLE, LOW PROFILE, CATEGORY 5, WITH PANEL STOPS

SIZE	CAGE CODE	DRAWING NO
A2	00779	C-558343

SCALE 4:1 SHEET 1 OF 1 REV E

558343

AMP 1471-9 REV 09MAY94

27-FEB-98 15:22:33 amp33741 /home/amp33741/edmmod

Downloaded from Elcodis.com electronic components distributor