

4

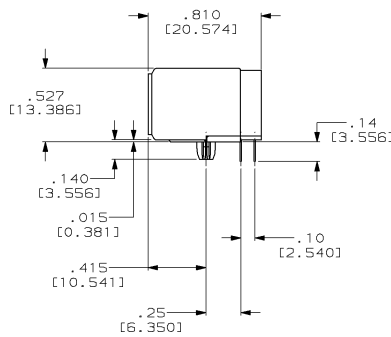
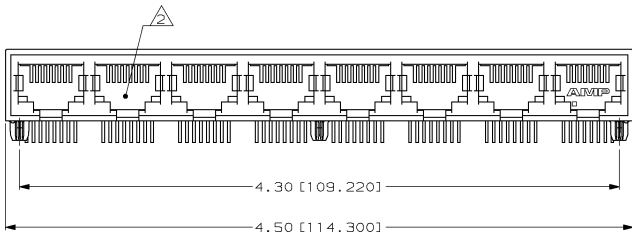
3

2

1

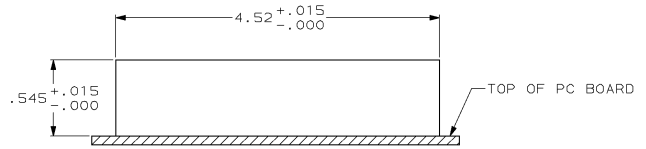
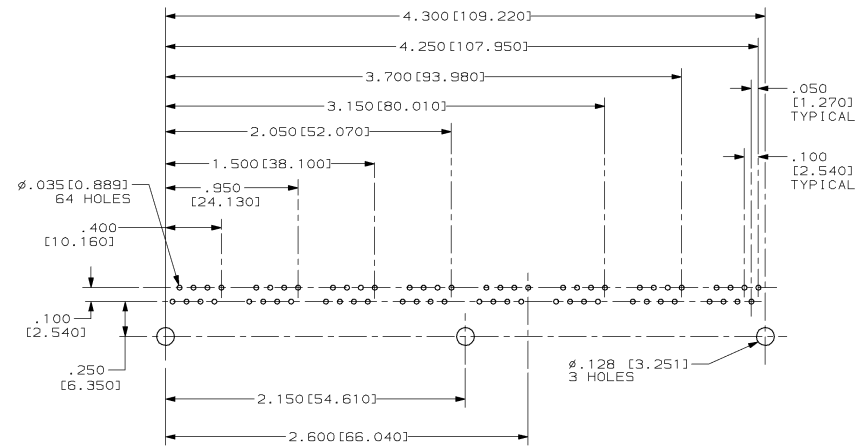
THIS DRAWING IS UNPUBLISHED. RELEASED FOR PUBLICATION BY AMP INCORPORATED. ALL RIGHTS RESERVED.

LOC	DIST	REVISIONS			
AA	22	REV	DESCRIPTION	DATE	BY
		B	REV, EC 0502-0030-96	18DEC96	DS EL



MATERIAL: HOUSING-HTN NYLON, BLACK, IR REFLOW PROCESSING COMPATIBLE, UL 94V-0. TERMINALS-.013[0.33] THICK PHOS BRONZE PLATED WITH .000050 [1.27μm] THICK HARD GOLD IN LOCALIZED AREA AND .000150 [3.18μm] THICK TIN-LEAD IN SOLDER AREA OVER .000050 [1.27μm] THICK NICKEL UNDERPLATE.

- JACK CAVITY CONFORMS TO FCC RULES AND REGULATIONS, PART 68 SUBPART F.
- 3. ALL DIMENSIONS SHOWN ARE NOMINAL UNLESS OTHERWISE SPECIFIED.
- 4. ALL DIMENSIONS SHOWN IN BRACKETS [] ARE IN MILLIMETERS.



SUGGESTED PANEL CUTOUT NOT TO SCALE

SUGGESTED PC BOARD LAYOUT COMPONENT SIDE SEE APPLICATION SPECIFICATION

557566-1 PART NO.

<small>THE DIMENSIONS SHOWN ARE NOMINAL UNLESS OTHERWISE SPECIFIED. DIMENSIONS IN BRACKETS ARE IN MILLIMETERS.</small>		DIM: V. SLACK 31JAN92 CK: B. FOX GRABED2 APP: B. REED PRODUCT SPEC: 108-1392 APPLICATION SPEC: 114-2048 WEIGHT: -	AMP AMP Incorporated Harrisburg, PA 17105-3608
DIMENSIONS: INCHES (mm) FINISH:	DIMENSIONS SPECIFIED:	GRABED2 NAME: MODULAR JACK ASSEMBLY, EIGHT PORT, 8 POSITION, RIGHT ANGLE SIZE: A2 CASE CODE: 00779 DRAWING NO: 557566	SCALE: 2:1 SHEET: 1 OF 1 REV: B
MATERIAL:		CUSTOMER DRAWING	

557566

A

J