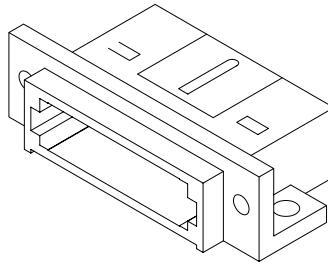
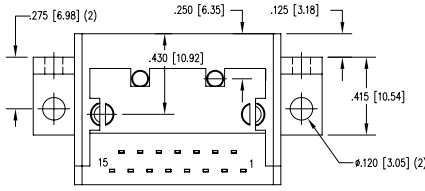
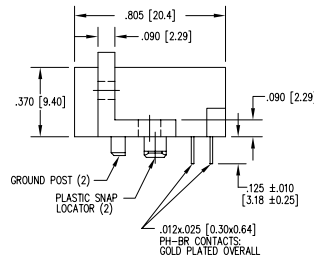
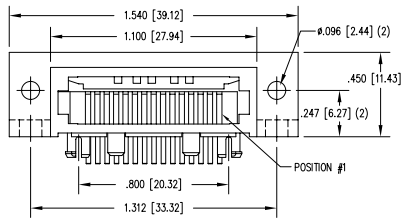
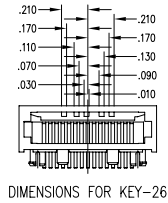
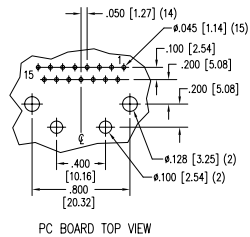


DATE	REV	ECN	APP'D. BY
1/25/06	A4	7453	JM
4/11/06	A5	7579	TRM

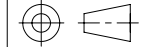


- NOTES:
- CONNECTOR MATERIALS:
HOUSING: THERMOPLASTIC UL94 V-0
CONTACTS/SHIELD: COPPER ALLOY
SHIELD PLATING: NICKEL OR TIN
CONTACT PLATING: SELECTIVE GOLD IN CONTACT AREA
SEE CHART FOR PART NUMBER
 - FOR PRODUCT SPECIFICATIONS SEE PRO26-01.

30 MICRO-INCHES [0.76um]	SS-611515-TLF-P-26-4/6
CONTACT PLATING IN MATING AREA	PART NUMBER



THIRD ANGLE PROJECTION



DO NOT SCALE DRAWING
DRAWING IS SUBJECT TO CHANGE WITHOUT NOTICE
DIMENSIONS: INCHES (METRIC)
UNLESS OTHERWISE SPECIFIED
TOLERANCES ARE ±.005 [0.13]
ANGLES ARE ± 1°
SHEET NO. 1 OF 1

Bel Stewart Connector
11118 Susquehanna Trail South
Glen Rock, PA 17327-9199
(717) 235-7512 Fax: (717) 235-7954 <http://www.stewartconnector.com>

TITLE: 15X15 COMPU-SHIELD JACK FINAL ASSY, FLANGED, KEYED,
#4-40 TAP ON φ .096 HOLES AND #6-32 ON φ .120 HOLES.

DRN BY: B.K.	DATE: 6-19-95
APPO BY: J.W.	DATE: 6-23-95
DWG NO. CT610028	REV: A5



REV. 6/2/05

AutoCAD