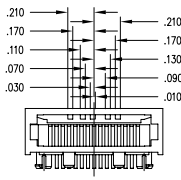
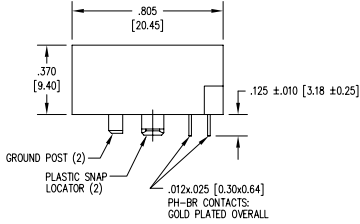
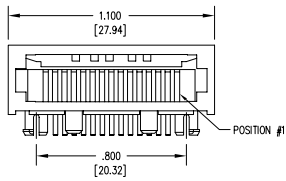
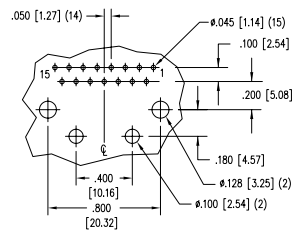
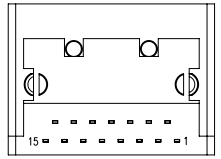


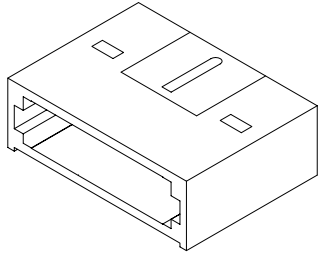
DATE	REV	ECN	APP'D. BY
1/25/06	A6	7453	JM
4/11/06	A7	7579	TRM



DIMENSIONS FOR KEY-26

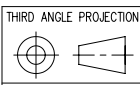


PC BOARD TOP VIEW



- NOTES:
- CONNECTOR MATERIALS:  
HOUSING: THERMOPLASTIC UL94 V-0  
SHIELD: DIE CAST ALLOY  
CONTACTS: COPPER ALLOY  
SHIELD PLATING: TIN  
CONTACT PLATING: SELECTIVE GOLD IN CONTACT AREA  
SEE CHART FOR PART NUMBER
  - FOR PRODUCT SPECIFICATIONS SEE PRO26-01.
  - TOLERANCES ARE ±006 [0.15] UNLESS OTHERWISE NOTED .

30 MICRO-INCHES [0.76um]	SS-611515-NF-P-26
CONTACT PLATING IN MATING AREA	PART NUMBER



DO NOT SCALE DRAWING  
DRAWING IS SUBJECT TO  
CHANGE WITHOUT NOTICE

DIMENSIONS: INCHES [METRIC]  
UNLESS OTHERWISE SPECIFIED  
TOLERANCES ARE ±.005 [0.13]  
ANGLES ARE ± 1°

SHEET NO. 1 OF 1

## Bel Stewart Connector

11118 Susquehanna Trail South  
Glen Rock, PA 17327-9199  
(717) 235-7512 Fax: (717) 235-7954 <http://www.stewartconnector.com>

TITLE: 15X15 COMPU-SHIELD JACK FINAL ASSY  
NON-FLANGED

DRN BY: K.L.	DATE: 4-23-93
APPD BY: J.W.	DATE: 4-23-93
DWG NO. CT610004	REV: A7



REV. 6/2/05

AutoCAD