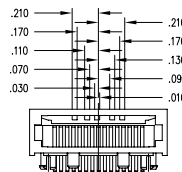
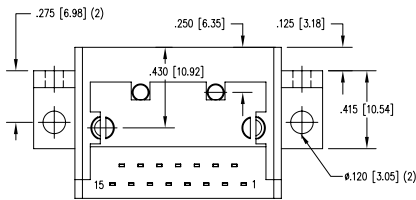
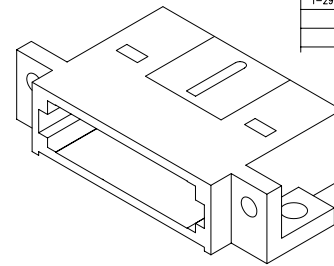
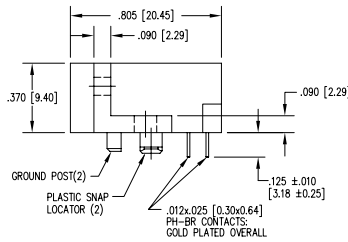
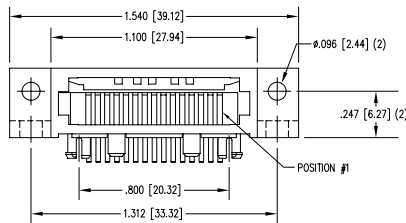


DATE	REV	ECN	APP'D. BY
4-11-06	A6	7579	TRM
1-29-09	A7	8642	TA



DIMENSIONS FOR KEY-26

NOTES:

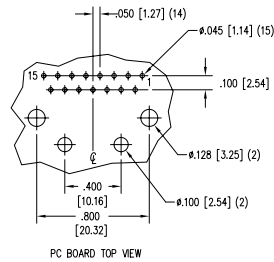
- CONNECTOR MATERIALS:  
HOUSING: THERMOPLASTIC UL94 V-0  
SHIELD: DIE CAST ALLOY  
CONTACTS: COPPER ALLOY  
SHIELD PLATING: TIN  
CONTACT PLATING: SELECTIVE GOLD IN CONTACT AREA  
SEE CHART FOR PART NUMBER
- FOR PRODUCT SPECIFICATIONS SEE PRO26-01.
- TOLERANCES ARE ±.006 [0.15] UNLESS OTHERWISE NOTED.

30 MICRO-INCHES [0.76um]	SS-611515-LF-P-26-4/6
CONTACT PLATING IN MATING AREA	PART NUMBER

A

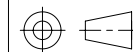
REV. 6/3/05

A



PC BOARD TOP VIEW

THIRD ANGLE PROJECTION



DO NOT SCALE DRAWING  
DRAWING IS SUBJECT TO CHANGE WITHOUT NOTICE  
DIMENSIONS: INCHES [METRIC]  
UNLESS OTHERWISE SPECIFIED  
TOLERANCES ARE ±.005 [0.13]  
ANGLES ARE ± 1°

SHEET NO. 1 OF 1



# Bel Stewart Connector

11118 Susquehanna Trail South  
Glen Rock, PA 17327-9199  
(717) 235-7512 Fax: (717) 235-7954 <http://www.stewartconnector.com>

TITLE: 15 CONTACT COMPU-SHIELD JACK  
#4-40 TAP ON .096Ø HOLES AND #6-32 TAP ON .120Ø HOLES

THIS DRAWING AND THE SUBJECT MATTER SHOWN THEREON ARE CONFIDENTIAL AND THE PROPRIETARY PROPERTY OF BEL STEWART CONNECTOR AND SHALL NOT BE REPRODUCED, COPIED, OR USED IN ANY MANNER WITHOUT PRIOR WRITTEN CONSENT OF BEL STEWART CONNECTOR. THE SUBJECT MATTER MAY BE PATENTED OR A PATENT MAY BE PENDING.

DRN BY: BK	DATE: 2-14-95
APP'D BY: JW	DATE: 2-14-95
DWG NO: CT610024	REV: A7

AutoCAD

2

1