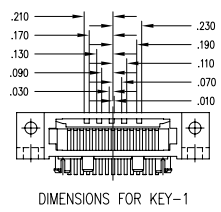
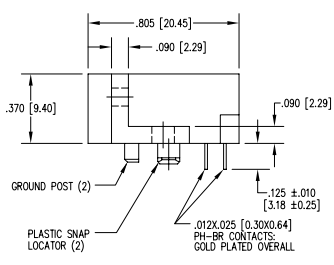
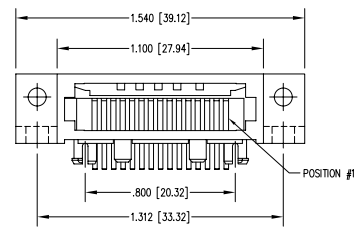
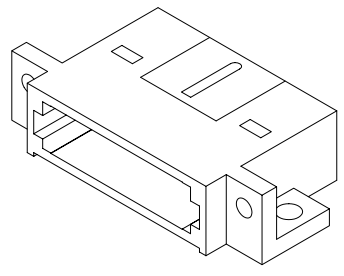
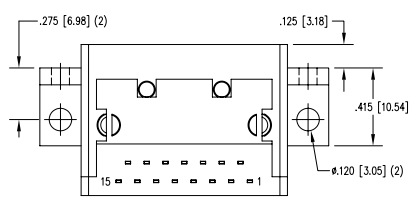


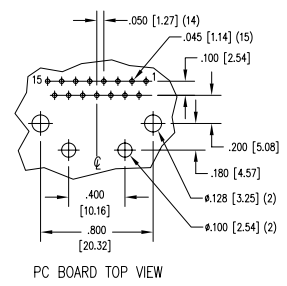
DATE	REV	ECN	APP'D. BY
1/25/06	A5	7453	JM
4/11/06	A6	7579	TRM



DIMENSIONS FOR KEY-1



- NOTES:
- CONNECTOR MATERIALS:
HOUSING: THERMOPLASTIC UL94 V-0
SHIELD: DIE CAST ALLOY
CONTACTS: COPPER ALLOY
SHIELD PLATING: TIN
CONTACT PLATING: SELECTIVE GOLD IN CONTACT AREA
SEE CHART FOR PART NUMBER
 - FOR PRODUCT SPECIFICATIONS SEE PRO26-01.
 - TOLERANCES ARE ±.006 [0.15] UNLESS OTHERWISE NOTED.



PC BOARD TOP VIEW

30 MICRO-INCHES [0.76um]	SS-611515-LF-P-1-4/6
CONTACT PLATING IN MATING AREA	PART NUMBER

THIRD ANGLE PROJECTION	
DO NOT SCALE DRAWING DRAWING IS SUBJECT TO CHANGE WITHOUT NOTICE	TITLE: 15X15 COMPU-SHIELD JACK FINAL ASSY, FLANGED, KEYED #4-40 TAP ON φ.096 HOLES AND #6-32 ON φ.120 HOLES.
UNLESS OTHERWISE SPECIFIED TOLERANCES ARE ±.005 [0.13] ANGLES ARE ± 1°	DRN BY: B.K. DATE: 12-15-94 APP'D BY: J.W. DATE: 2-14-95
SHEET NO. 1 OF 1	DWG NO. CT610023 REV. A6



Bel Stewart Connector
11118 Susquehanna Trail South
Glen Rock, PA 17327-9199
(717) 235-7512 Fax: (717) 235-7954 <http://www.stewartconnector.com>

AutoCAD

REV. 6/5/05