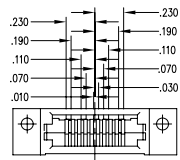
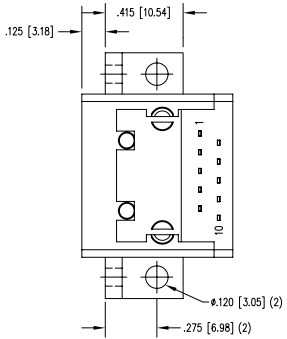
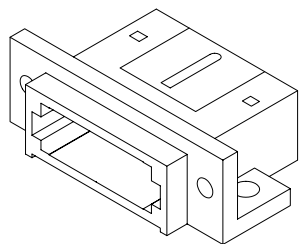
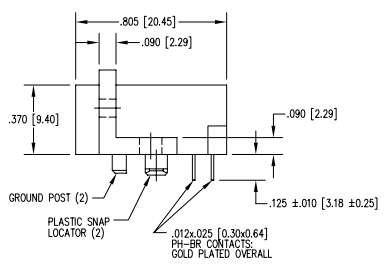
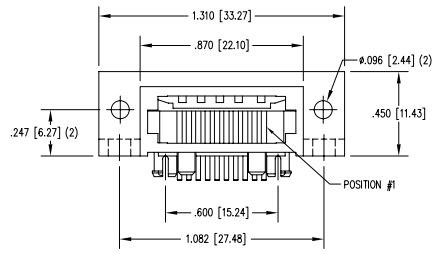


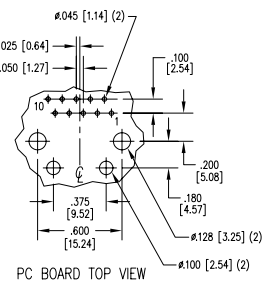
DATE	REV	ECN	APP'D. BY
1/25/06	A4	7453	JM
4/11/06	A5	7579	TRM



DIMENSIONS FOR KEY-13

- NOTES:
- CONNECTOR MATERIALS:
HOUSING: THERMOPLASTIC UL94 V-0
SHIELD: DIE CAST ALLOY
CONTACTS: COPPER ALLOY
SHIELD PLATING: TIN
CONTACT PLATING: SELECTIVE GOLD IN CONTACT AREA
SEE CHART FOR PART NUMBER
 - FOR PRODUCT SPECIFICATIONS SEE PRO26-01.
 - TOLERANCES ARE ±.006 [0.15] UNLESS OTHERWISE NOTED.

30 MICRO-INCHES [0.76um]	SS-611010TLF-P-13-4/6
CONTACT PLATING IN MATING AREA	PART NUMBER



THIRD ANGLE PROJECTION
DO NOT SCALE DRAWING DRAWING IS SUBJECT TO CHANGE WITHOUT NOTICE
UNLESS OTHERWISE SPECIFIED TOLERANCES ARE ±.005 [0.13] ANGLES ARE ± 1°
SHEET NO. 1 OF 1



Bel Stewart Connector

11118 Susquehanna Trail South
Glen Rock, PA 17327-9199
(717) 235-7512 Fax: (717) 235-7954 <http://www.stewartconnector.com>

TITLE: 10X10 COMPU-SHIELD JACK FINAL ASSY, FLANGED, KEYED
#4-40 TAP ON Ø.096 HOLES AND #6-32 ON Ø.120 HOLES.

DRN BY: B.K.	DATE: 12-15-94
APP'D BY: J.W.	DATE: 2-14-95
DRG NO. CT610022	REV. A5

THIS DRAWING AND THE SUBJECT MATTER SHOWN THEREON ARE CONFIDENTIAL AND THE PROPRIETARY PROPERTY OF BEL STEWART CONNECTOR AND SHALL NOT BE REPRODUCED, COPIED, OR USED IN ANY MANNER WITHOUT PRIOR WRITTEN CONSENT OF BEL STEWART CONNECTOR. THE SUBJECT MATTER MAY BE PATENTED OR A PATENT MAY BE PENDING.

REV. 6/5/05