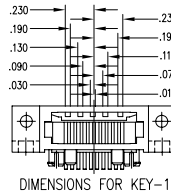
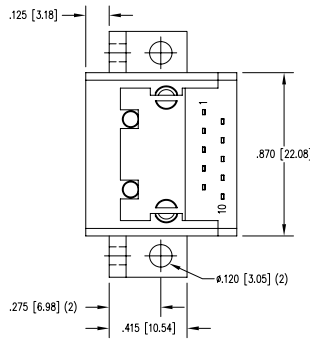
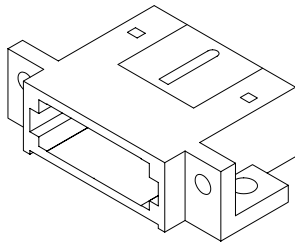
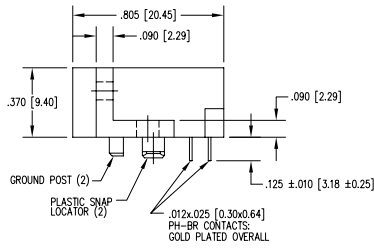
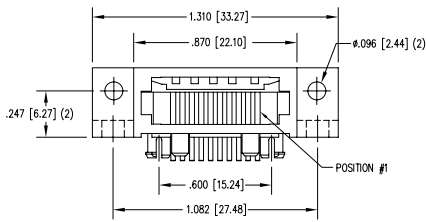


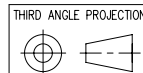
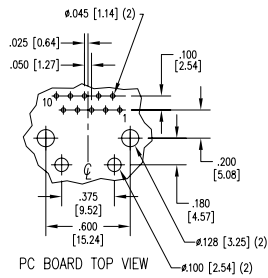
DATE	REV	ECN	APP'D. BY
1/25/06	A4	7453	JM
4/11/06	A5	7579	TRM



NOTES:

- CONNECTOR MATERIALS:
HOUSING: THERMOPLASTIC UL94 V-0
SHIELD: DIE CAST ALLOY
CONTACTS: COPPER ALLOY
SHIELD PLATING: TIN
CONTACT PLATING: SELECTIVE GOLD IN CONTACT AREA
SEE CHART FOR PART NUMBER
- FOR PRODUCT SPECIFICATIONS SEE PRO26-01.
- TOLERANCES ARE ±.006 [0.15] UNLESS OTHERWISE NOTED.

30 MICRO-INCHES [0.76um]	SS-611010-LF-P-1-4/6
CONTACT PLATING IN MATING AREA	PART NUMBER



DO NOT SCALE DRAWING
DRAWING IS SUBJECT TO
CHANGE WITHOUT NOTICE

UNLESS OTHERWISE SPECIFIED
TOLERANCES ARE ±.005 [0.13]
ANGLES ARE ± 1°

SHEET NO. 1 OF 1



Bel Stewart Connector

11118 Susquehanna Trail South
Glen Rock, PA 17327-9199
(717) 235-7512 Fax: (717) 235-7954 <http://www.stewartconnector.com>

TITLE: 10X10 COMPU-SHIELD JACK FINAL ASSY, FLANGED,
#4-40 TAP ON Ø.096 HOLES AND #6-32 ON Ø.120 HOLES.

DRN BY: B.K.	DATE: 12-15-94
APP'D BY: J.W.	DATE: 2-14-95
DWG NO. CT610017	REV. A5

AutoCAD

REV. 6/2/05