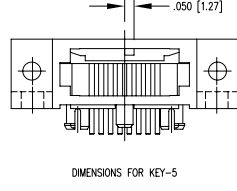
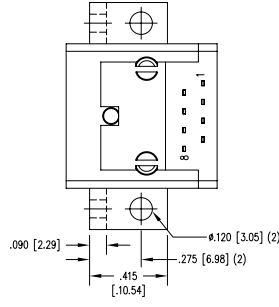
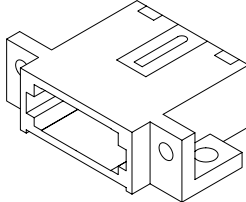
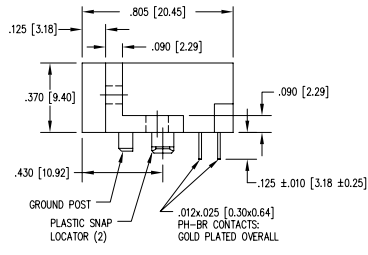
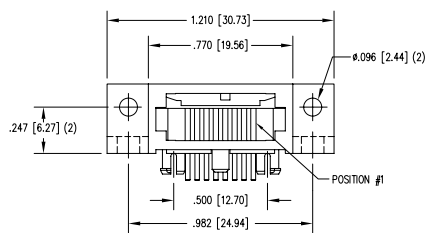
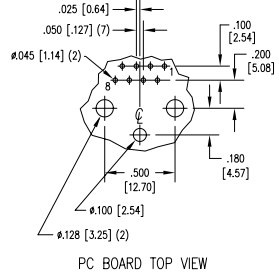


DATE	REV	ECN	APP'D. BY
1/25/06	A5	7453	JM
4/11/06	A6	7579	TRM

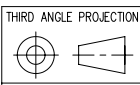


- NOTES:
- CONNECTOR MATERIALS:
HOUSING: THERMOPLASTIC UL94 V-0
SHIELD: DIE CAST ALLOY
CONTACTS: COPPER ALLOY
SHIELD PLATING: TIN
CONTACT PLATING: SELECTIVE GOLD IN CONTACT AREA
SEE CHART FOR PART NUMBER
 - FOR PRODUCT SPECIFICATIONS SEE PRO26-01.
 - TOLERANCES ARE ±.006 [0.15] UNLESS OTHERWISE NOTED.

DIMENSIONS FOR KEY-5



30 MICRO-INCHES [0.76um]	SS-610808-LF-P-5-4/6
CONTACT PLATING IN MATING AREA	PART NUMBER



Bel Stewart Connector

11118 Susquehanna Trail South
Glen Rock, PA 17327-9199
(717) 235-7512 Fax: (717) 235-7954 <http://www.stewartconnector.com>

DO NOT SCALE DRAWING
DRAWING IS SUBJECT TO CHANGE WITHOUT NOTICE
DIMENSIONS: INCHES (METRIC)
UNLESS OTHERWISE SPECIFIED
TOLERANCES ARE ±.005 [0.13]
ANGLES ARE ± 1°
SHEET NO. 1 OF 1

TITLE: 8X8 COMPU-SHIELD JACK FINAL ASSY, FLANGED, #4-40 TAP ON Ø.096 HOLES AND #6-32 ON Ø.120 HOLES.
THIS DRAWING AND THE SUBJECT MATTER SHOWN THEREON ARE CONFIDENTIAL AND THE PROPRIETARY PROPERTY OF BEL STEWART CONNECTOR AND SHALL NOT BE REPRODUCED, COPIED, OR USED IN ANY MANNER WITHOUT PRIOR WRITTEN CONSENT OF BEL STEWART CONNECTOR. THE SUBJECT MATTER MAY BE PATENTED OR A PATENT MAY BE PENDING.

DRN BY: B.K.	DATE: 12-15-94
APP'D BY: J.W.	DATE: 2-14-95
DWG NO. CT610016	REV. A6



AutoCAD

REV. 6/3/05