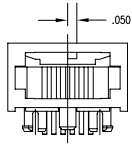
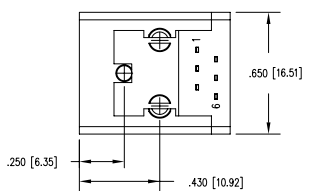
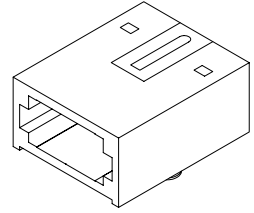
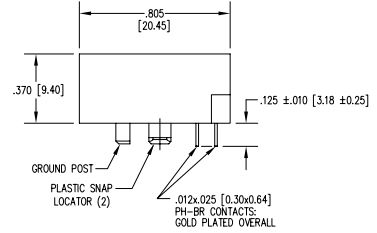
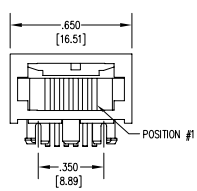


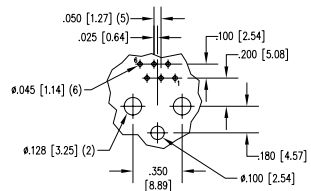
DATE	REV	ECN	APP'D. BY
1/25/06	A6	7453	JM
4/11/06	A7	7579	TRM



DIMENSIONS FOR KEY-5

- NOTES:
- CONNECTOR MATERIALS:  
HOUSING: THERMOPLASTIC UL94 V-0  
SHIELD: DIE CAST ALLOY  
CONTACTS: COPPER ALLOY  
SHIELD PLATING: TIN  
CONTACT PLATING: SELECTIVE GOLD IN CONTACT AREA  
SEE CHART FOR PART NUMBER
  - FOR PRODUCT SPECIFICATIONS SEE PRO26-01.
  - TOLERANCES ARE ±.006 [0.15] UNLESS OTHERWISE NOTED .

30 MICRO-INCHES [0.76um]	SS-610606-NF-P-5
CONTACT PLATING IN MATING AREA	PART NUMBER



PC BOARD RECOMMENDED HOLE LAYOUT



THIRD ANGLE PROJECTION
DO NOT SCALE DRAWING DRAWING IS SUBJECT TO CHANGE WITHOUT NOTICE
DIMENSIONS: INCHES [METRIC]
UNLESS OTHERWISE SPECIFIED TOLERANCES ARE ±.005 [0.13] ANGLES ARE ± 1°
SHEET NO. 1 OF 1

**Bel Stewart Connector**  
 11118 Susquehanna Trail South  
 Glen Rock, PA 17327-9199  
 (717) 235-7512 Fax: (717) 235-7954 <http://www.stewartconnector.com>

TITLE: 6X6 COMPU-SHIELD JACK FINAL ASSY  
NON-FLANGED

DRN BY: K.L.	DATE: 4-23-93
APP'D BY: L.W.	DATE: 4-23-93
DWG NO. CT610008	REV. A7

REV. 6/5/05

AutoCAD