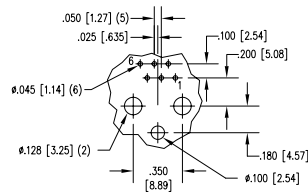
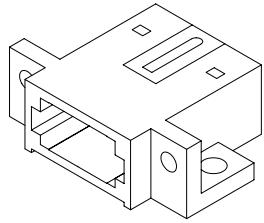
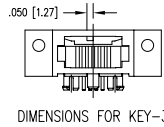
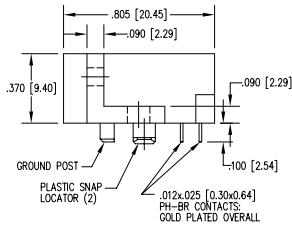
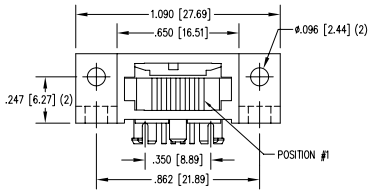


| DATE | REV | ECN | APP'D. BY |
|----------|-----|------|-----------|
| 11-24-04 | A1 | 6623 | TRM |
| 1-17-06 | A2 | 7435 | JM |
| 4-11-06 | A3 | 7579 | TRM |



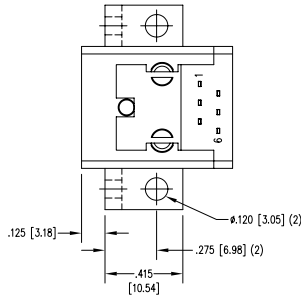
PC BOARD TOP VIEW



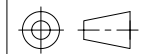
NOTES:

- CONNECTOR MATERIALS:
HOUSING: THERMOPLASTIC UL94 V-0
CONTACTS/SHIELD: COPPER ALLOY
SHIELD PLATING: NICKEL OR TIN
CONTACT PLATING: SELECTIVE GOLD IN CONTACT AREA
SEE CHART FOR PART NUMBER
- FOR PRODUCT SPECIFICATIONS SEE PRO26-01.

| | |
|-----------------------------------|----------------------|
| 30 MICRO-INCHES [0.76um] | SS-610606-LF-P-3-4/6 |
| CONTACT PLATING IN MATING AREA | PART NUMBER |



THIRD ANGLE PROJECTION



DO NOT SCALE DRAWING
DRAWING IS SUBJECT TO
CHANGE WITHOUT NOTICE

DIMENSIONS: INCHES (METRIC)

UNLESS OTHERWISE SPECIFIED
TOLERANCES ARE ±.005 [0.13]
ANGLES ARE ± 1°

SHEET NO. 1 OF 1

TITLE: 6 CONTACT, 6 POSITION SHIELDED COMPU-SHIELD JACK, KEY-3

Bel Stewart Connector

11118 Susquehanna Trail South
Glen Rock, PA 17327-9199
(717) 235-7512 Fax: (717) 235-7954 <http://www.stewartconnector.com>

| | |
|------------------|---------------|
| DRN BY: SAR | DATE 01-04-02 |
| APPD BY: JRC | DATE 01-04-02 |
| DWG NO. CT610037 | REV. A3 |



AutoCAD

REV. 7/3/03