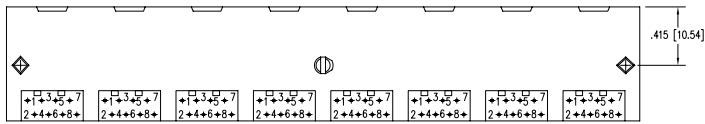
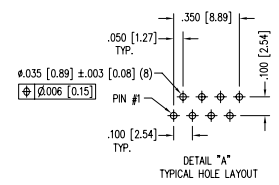
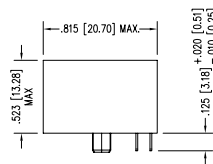
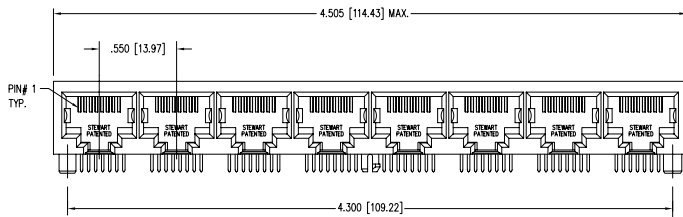
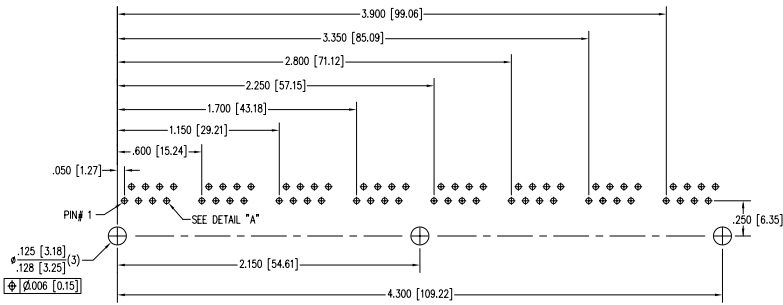


DATE	REV	ECN	APP'D. BY
2/2/06	A2	7457	JM
3/20/06	A3	7548	TRM
7-21-08	A4	8495	TRM

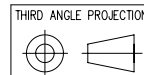


- NOTES:
- CONNECTOR MATERIALS:
HOUSING: THERMOPLASTIC UL94 V-0
CONTACTS: COPPER ALLOY
CONTACT PLATING: SELECTIVE GOLD IN CONTACT AREA
SEE CHART FOR PART NUMBER
 - FOR PRODUCT SPECIFICATIONS SEE PRO22-01.
 - DIMENSIONS AND TOLERANCES COMPLY WITH FCC/CFR 47, PART 68.
 - DESIGNED FOR CATEGORY 5/5e APPLICATIONS.

30 MICRO-INCHES [0.76um]	SS-718808-NF
CONTACT PLATING IN MATING AREA	PART NUMBER



P.C.B. RECOMMENDED HOLE LAYOUT
SEEN FROM COMPONENT SIDE
ALL CENTERLINE DIMENSIONS ARE BASIC



THIRD ANGLE PROJECTION
DO NOT SCALE DRAWING
DRAWING IS SUBJECT TO CHANGE WITHOUT NOTICE
DIMENSIONS: INCHES [METRIC]
UNLESS OTHERWISE SPECIFIED
TOLERANCES ARE ±.005 [0.13]
ANGLES ARE ± 1°
SHEET NO. 1 OF 1

Bel Stewart Connector
11118 Susquehanna Trail South
Glen Rock, PA 17327-9199
(717) 235-7512 Fax: (717) 235-7954 <http://www.stewartconnector.com>

TITLE: 8 PORT PCB HARMONICA CAT 5/5e JACK, NON-FLANGED
DRN BY: KRL DATE: 3/20/06
APP'D BY: JM DATE: 3/20/06
DWG NO. CT710010 REV. A4

REV. 6/3/05

AutoCAD