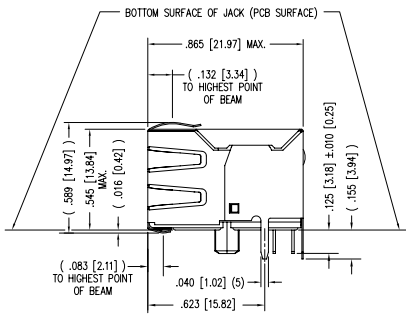
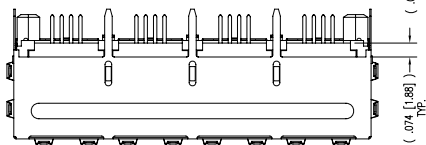
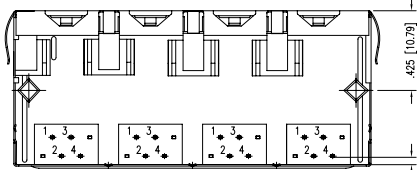
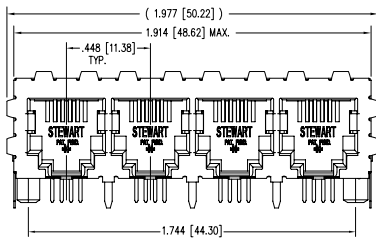
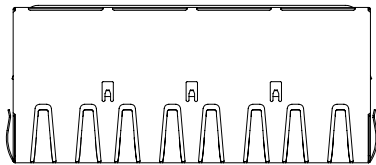


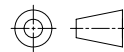
DATE	REV	ECN	APP'D. BY
12-5-06	A3	7860	TRM
1-17-08	A4	8341	TRM
5-12-09	A5	8735	TRM



- NOTES:
- CONNECTOR MATERIALS:
HOUSING: THERMOPLASTIC UL94 V-0
CONTACTS/SHIELD: COPPER ALLOY
SHIELD PLATING: NICKEL
CONTACT PLATING: SELECTIVE GOLD IN CONTACT AREA
SEE CHART FOR PART NUMBER
 - FOR PRODUCT SPECIFICATIONS SEE PRO22-01.
 - DIMENSIONS AND TOLERANCES COMPLY WITH FCC/CFR 47, PART 68.
 - THE SUGGESTED PANEL OPENING IS INTENDED TO GIVE USER THE ABILITY TO HAVE REASONABLE JACK/PANEL CLEARANCES, YET MAINTAIN GROUNDING CAPABILITY. THESE VARIABLES CAN BE ADJUSTED IN EITHER DIRECTION BUT MAY CARRY SOME CONSEQUENCES IN THE FORM OF LOWER MATING FORCES OR TIGHTER ASSEMBLY TOLERANCES.

50 MICRO-INCHES [1.27um]	SS-664604S-A-PG4-AC-50
CONTACT PLATING IN MATING AREA	PART NUMBER

THIRD ANGLE PROJECTION



DO NOT SCALE DRAWING

DRAWING IS SUBJECT TO CHANGE WITHOUT NOTICE

DIMENSIONS: INCHES [METRIC]

UNLESS OTHERWISE SPECIFIED TOLERANCES ARE ±.005 [0.13] ANGLES ARE ± 1°

SHEET NO. 1 OF 2



Bel Stewart Connector

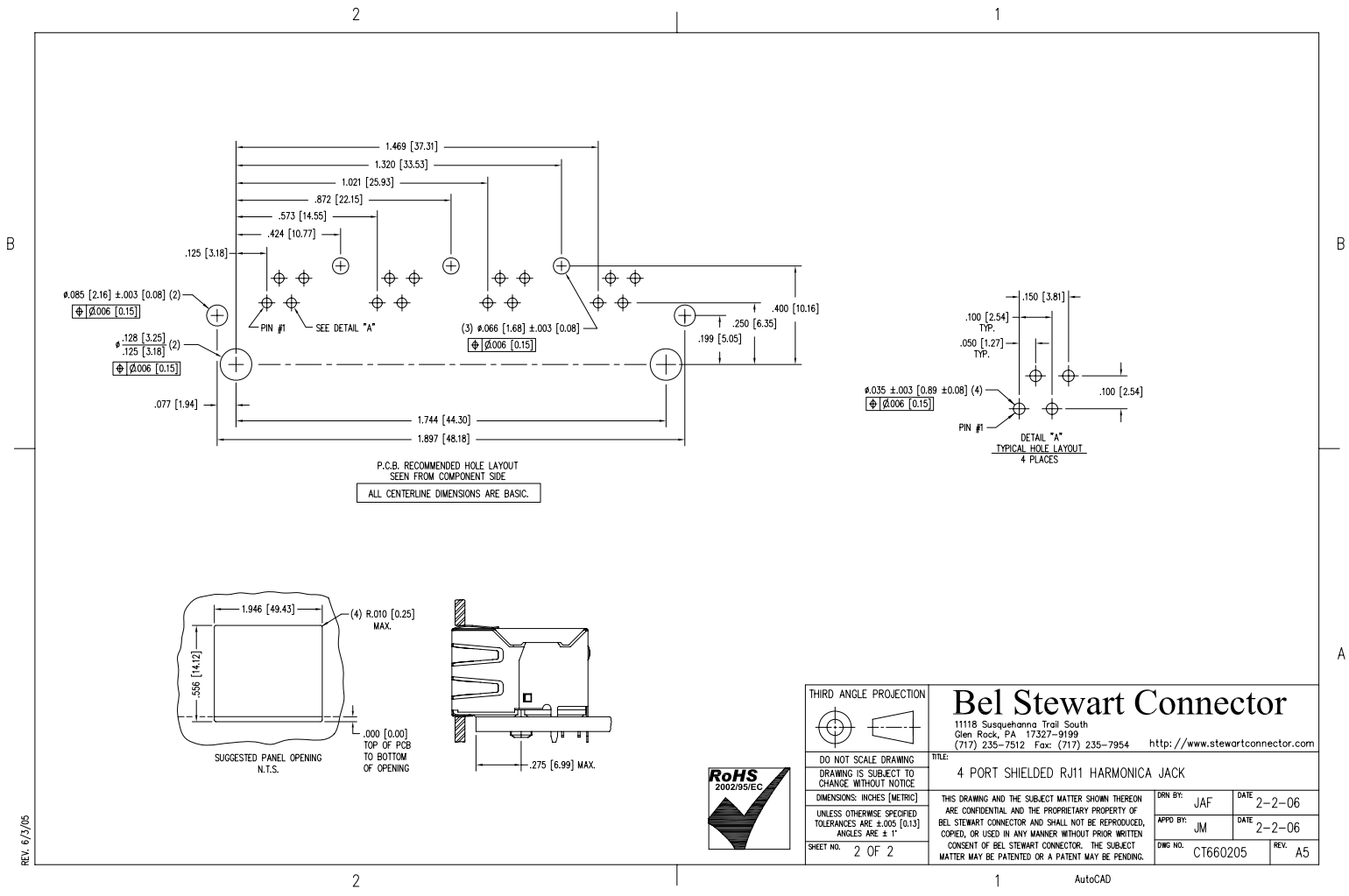
11118 Susquehanna Trail South
Glen Rock, PA 17327-9199
(717) 235-7512 Fax: (717) 235-7954 <http://www.stewartconnector.com>

TITLE: 4 PORT SHIELDED RJ11 HARMONICA JACK

DRN BY: JAF	DATE: 2-2-06
APP'D BY: JM	DATE: 2-2-06
DWG NO. CT660205	REV. A5

AutoCAD

REV. 6/3/05



REV. 6/3/05



THIRD ANGLE PROJECTION		<h3>Bel Stewart Connector</h3> <p>11118 Susquehanna Trail South Glen Rock, PA 17327-9199 (717) 235-7512 Fax: (717) 235-7954 http://www.stewartconnector.com</p>	
DO NOT SCALE DRAWING		TITLE: 4 PORT SHIELDED RJ11 HARMONICA JACK	
DRAWING IS SUBJECT TO CHANGE WITHOUT NOTICE		DRN BY: JAF	DATE 2-2-06
DIMENSIONS: INCHES [METRIC]		APPD BY: JM	DATE 2-2-06
UNLESS OTHERWISE SPECIFIED TOLERANCES ARE ±.005 [0.13] ANGLES ARE ± 1°		DWG NO. CT660205	REV. A5
SHEET NO. 2 OF 2		AutoCAD	