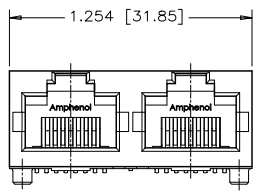
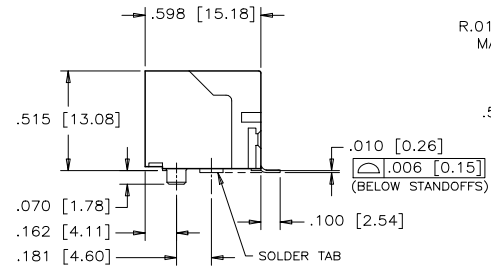


REVISIONS			
SYM	ZONE	ECN, ERN NO.	DATE
C		PROPOSAL	2004/07/22

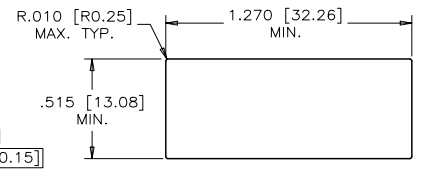
THIS IS A CAD DRAWING. DO NOT MANUALLY REVISE.



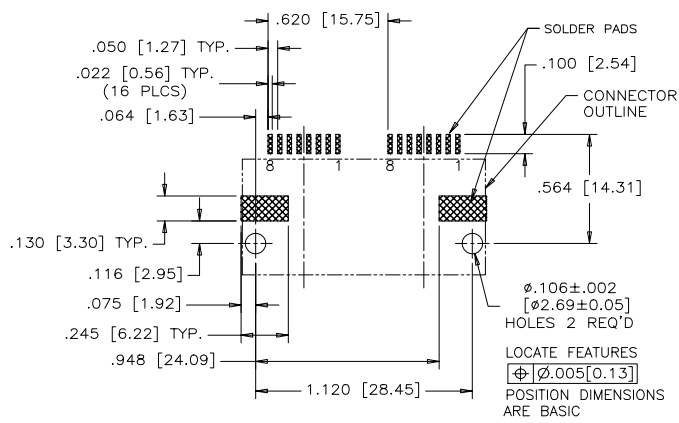
FRONT VIEW



SIDE VIEW



RECOMMENDED PANEL CUTOUT



RECOMMENDED P.C.B. LAYOUT
(COMPONENT SIDE OF BOARD)

MATERIAL:
 PLASTIC HOUSING: ENGINEERING THERMOPLASTIC
 FLAMMABILITY RATING UL 94V-0

CONTACTS:
 PHOSPHOR BRONZE
 PLATING: 20 μ" [0.51 MICRONS]
 MIN. GOLD ON MATING SURFACES.
 50 μ" [1.27 MICRONS]
 MIN. NICKEL UNDERPLATE
 100 μ" [2.54 MICRONS]
 MIN. TIN/LEAD ON CONTACT TAILS.

HOLD DOWN BRACKETS:
 BRASS ALLOY
 PLATING: TIN/LEAD

PART NUMBER: RJSS-5080-02

THIS DOCUMENT CONTAINS PROPRIETARY INFORMATION AND SUCH INFORMATION MAY NOT BE DISCLOSED TO OTHERS FOR ANY PURPOSE OR USED FOR MANUFACTURING PURPOSES WITHOUT WRITTEN PERMISSION FROM AMPHENOL CANADA CORP.

DRAWN L.DENG	DATE 2004/06/08	Amphenol Canada Corp.
DESIGNED L.DENG	2004/06/08	
CHECKED J.SI	2004/06/08	
ENG. REL. NO.		
DWG. APPRD. G. MACDONALD 2004/06/09		TITLE
REF. EAR# 12437		2 PORT SURFACE MOUNT JACK
DIMENSIONS ARE IN INCHES (mm) 03554		UNSHIELDED, 8 POSITION, 8 CONTACTS
DWG	DRAWING NO.	WITH HOLD DOWN BRACKETS
	P-RJSS-5080-02	REV. C
SCALE	WT. -----	SURF. -----
		SHEET 1 OF 1