

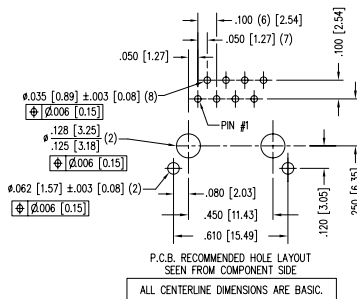
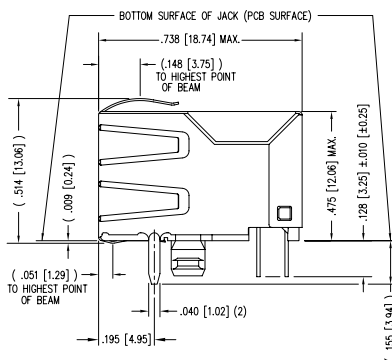
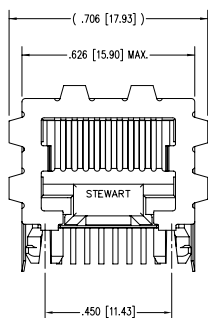
2

1

DATE	REV	ECN	APPD. BY
6/1/04	A5	6213	TRM
11-15-05	A6	7383	TRM
3-24-06	A7	7557	TRM
2-12-09	A8	8660	TA

B

B



P.C.B. RECOMMENDED HOLE LAYOUT SEEN FROM COMPONENT SIDE

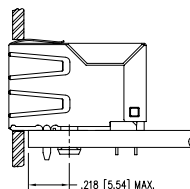
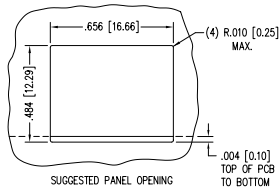
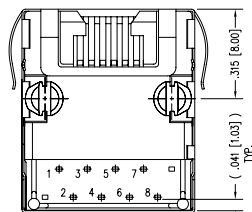
ALL CENTERLINE DIMENSIONS ARE BASIC.

NOTES:

- CONNECTOR MATERIALS:  
HOUSING: THERMOPLASTIC UL94 V-0  
CONTACTS/SHIELD: COPPER ALLOY  
CONTACT PLATING: SELECTIVE GOLD IN CONTACT AREA  
SEE CHART FOR PART NUMBER  
SHIELD PLATING: NICKEL OR TIN
- FOR PRODUCT SPECIFICATION SEE PRO22-01.
- DIMENSIONS AND TOLERANCES COMPLY WITH FCC/CFR 47, PART 68.
- THE SUGGESTED PANEL OPENING IS INTENDED TO GIVE USER THE ABILITY TO HAVE REASONABLE JACK/PANEL CLEARANCES, YET MAINTAIN GROUNDING CAPABILITY. THESE VARIABLES CAN BE ADJUSTED IN EITHER DIRECTION BUT MAY CARRY SOME CONSEQUENCES IN THE FORM OF LOWER MATING FORCES OR TIGHTER ASSEMBLY TOLERANCES.

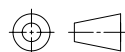
A

A



30 MICRO-INCHES [0.76um]	SS-700810S-A-PG4-1-BA
CONTACT PLATING IN MATING AREA	PART NUMBER

THIRD ANGLE PROJECTION



DO NOT SCALE DRAWING  
DRAWING IS SUBJECT TO CHANGE WITHOUT NOTICE  
DIMENSIONS: INCHES [METRIC]  
UNLESS OTHERWISE SPECIFIED TOLERANCES ARE ±.005 [0.13] ANGLES ARE ± 1°

SHEET NO. 1 OF 1



# Bel Stewart Connector

11118 Susquehanna Trail South  
Glen Rock, PA 17327-9199  
(717) 235-7512 Fax: (717) 235-7954 <http://www.stewartconnector.com>

TITLE: EIGHT CONTACT, TEN POSITION SHIELDED MICRO JACK WITH TOP, SIDE AND BOTTOM PANEL GROUNDS

DRN BY: BR	DATE: 8-23-94
APPD BY: JW	DATE: 10-7-94
DWG NO. CT700007	REV. A8

2

1

AutoCAD