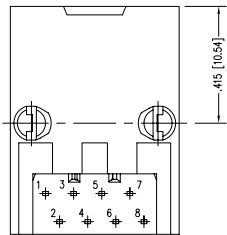
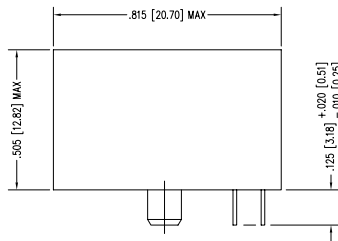
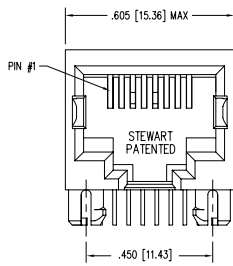
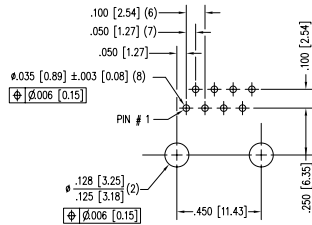


DATE	REV	ECN	APP'D. BY
3/20/06	A4	7548	TRM
7-9-07	A5	8142	TRM



PIN POSITION LAYOUT IS IDENTICAL TO STANDARD JACKS



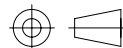
P.C.B. RECOMMENDED HOLE LAYOUT SEEN FROM COMPONENT SIDE

ALL CENTERLINE DIMENSIONS ARE BASIC

- NOTES:
- CONNECTOR MATERIALS:
HOUSING: THERMOPLASTIC UL94 V-0
CONTACTS: COPPER ALLOY
CONTACT PLATING: SELECTIVE GOLD IN CONTACT AREA
SEE CHART FOR PART NUMBER
 - FOR PRODUCT SPECIFICATIONS SEE PRO22-01.
 - DIMENSIONS AND TOLERANCES COMPLY WITH FCC/CFR 47, PART 68.
 - DESIGNED FOR CATEGORY 5/5e APPLICATIONS.

50 MICRO-INCHES [1.27um]	SS-7188-NF-50
30 MICRO-INCHES [0.76um]	SS-7188-NF
CONTACT PLATING IN MATING AREA	PART NUMBER

THIRD ANGLE PROJECTION



DO NOT SCALE DRAWING
DRAWING IS SUBJECT TO CHANGE WITHOUT NOTICE
DIMENSIONS: INCHES [METRIC]
UNLESS OTHERWISE SPECIFIED
TOLERANCES ARE $\pm .005 [0.13]$
ANGLES ARE $\pm 1^\circ$
SHEET NO. 1 OF 1



Bel Stewart Connector

11118 Susquehanna Trail South
Glen Rock, PA 17327-9199
(717) 235-7512 Fax: (717) 235-7954 <http://www.stewartconnector.com>

TITLE: EIGHT CONTACT, EIGHT POSITION UNSHIELDED CAT 5/5e JACK NON-FLANGE

DRN BY: RJ	DATE: 6-9-94
APP'D BY: TEM	DATE: 6-9-94
DWG NO. CT710006	REV. A5